

c1

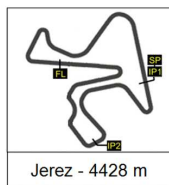
CARRERA LOS 80's / CPVC / CPV 1300 QUALIFYING PRACTICE RESULTS

CONDICIONES ATMOSFERICAS: **Soleado**ESTADO DE LA PISTA: **Seca**

Ord.	#	Piloto	Licencia	Club	Marca	NV	VR	Tiempo	Gap	Intv	VMax
1	3	ch75 João M SILVA	POR	João Pedro Macedo Silva	Porsche	8	8	2:00.462	----	----	200,0
2	14	cg5 João NOVO	POR	João Carlos da Fonte Novo	Ford	4	3	2:00.917	0.455	0.455	189,5
3	24	ch75 António SOARES	POR	António José Moreira da Cun	Ford	8	8	2:01.442	0.980	0.525	196,4
4	2	ch75 Rui COSTA	POR	Rui Manuel Lopes Anjos Cos	Ford	9	2	2:03.204	2.742	1.762	191,5
5	20	ch75 Rui ALVES	POR	Rui Alves	Ford	10	8	2:03.778	3.316	0.574	189,5
6	33	cg5 João CRUZ	POR	João Carlos Cunha da Cruz	Ford	7	2	2:05.124	4.662	1.346	191,8
7	15	ch71 Filipe NOGUEIRA	POR	Filipe Nogueira	Ford	6	2	2:08.904	8.442	3.780	189,1
8	67	cg5 PINTO/PINTO	POR	Marco Nuno Lacerda Marcos	Mazda	8	3	2:09.237	8.775	0.333	183,7
9	55	ch71 Domingos S COUTINHO	POR	Domingos Sousa Coutinho	BMW	9	6	2:10.289	9.827	1.052	182,1
10	240	c80 RDGUEZ-REY/RDGUEZ RE	POR	Victor Rodriguez-Rey	Renault	6	3	2:11.976	11.514	1.687	178,8
11	53	cg1 Rui RIBEIRO	POR	Rui Ribeiro	Ford	9	6	2:12.745	12.283	0.769	174,5
12	31	*h75 Carlos CRUZ	POR	Carlos Barbosa Cruz	Datsun	8	3	2:13.174	12.712	0.429	165,1
13	19	l13 Luís MENDES	POR	Luís Pedro Freitas Mendes	Citroen	10	8	2:13.594	13.132	0.420	160,5
14	5	ch81 Pedro POÇAS	POR	Pedro Poças	Porsche	8	3	2:16.006	15.544	2.412	169,5
15	16	*h75 Pedro BARBOSA	POR	Pedro Barbosa	Datsun	7	6	2:16.042	15.580	0.036	163,1
16	35	c80 Teo ANTONIO	POR	Eficar Team	BMW	9	3	2:16.237	15.775	0.195	170,9
17	25	l13 Jorge MARQUES	POR	Jorge Marques	Toyota	11	11	2:16.619	16.157	0.382	155,4
18	99	ch75 Manuel M TEIXEIRA	POR	Manuel Moura Teixeira	Porsche	11	11	2:16.854	16.392	0.235	190,5
19	534	c80 IMPERATO/WALES	POR		BMW	10	4	2:17.304	16.842	0.450	162,6
20	17	l13 Duarte TRINDADE	POR	Duarte Nuno Trindade	Peugeot	6	5	2:17.625	17.163	0.321	158,8
21	13	*h75 João BRAGA	POR	João Carlos Alves Braga	Datsun	10	3	2:17.749	17.287	0.124	165,4
22	112	*H81 Miguel MIGUEL	POR	Miguel Maria Conrado Miguel	Austin	9	9	2:19.101	18.639	1.352	159,8
23	155	l13 João ARANTES	POR	João Costa Arantes	Toyota	10	8	2:19.236	18.774	0.135	152,3
24	66	*h75 Nelson RESENDE	POR	Nelson Resende	Datsun	9	6	2:20.808	20.346	1.572	157,2
25	23	*h75 Valter TÃO	POR	Valter Tão	Datsun	7	6	2:21.438	20.976	0.630	159,5
26	575	c80 FINOT/KUNERT	POR		BMW	9	2	2:21.563	21.101	0.125	159,1
27	120	c80 CATALÁ/CATALÁ	POR	Eficar Team	Honda	9	9	2:23.638	23.176	2.075	160,0
28	80	*h75 Enrique DAVILA	POR	Enrique Lorenzo Davila	Ford	2	2	2:24.363	23.901	0.725	156,7
29	41	da António COSTA	POR	António Costa	Fiat	10	10	2:25.560	25.098	1.197	145,9
30	29	da Ruben FERNANDES	POR	Ruben Fernandes	Fiat	9	2	2:26.457	25.995	0.897	144,0
31	49	da Nuno PINHEIRO	POR	Nuno Gonçalo Sampaio Pinh	Fiat	10	10	2:28.909	28.447	2.452	145,2
32	83	sc Trevor STRETCH	POR	Trevor Stretch	Rover	9	4	2:34.036	33.574	5.127	146,7
33	40	da Oscar ROSMANO	POR	Oscar Rosmano	Fiat	9	5	2:39.561	39.099	5.525	139,0

Circuito de Jerez, 25 DE MAYO DE 2024

THE STEWARDS	RACE DIRECTOR	CHIEF TIMING OFFICER
Hora:	Hora:	RESULTADOS PUBLICADOS A LAS 10:30 HORAS



c2

CARRERA LOS 80's / CPVC / CPV 1300
RACE 1
STARTING GRID



		2		1	
1	14	João NOVO	2:00.917	3	João M SILVA 2:00.462
		4			3
2	2	Rui COSTA	2:03.204	24	António SOARES 2:01.442
		6			5
3	33	João CRUZ	2:05.124	20	Rui ALVES 2:03.778
		8			7
4	67	PINTO/PINTO	2:09.237	15	Filipe NOGUEIRA 2:08.904
		10			9
5	240	RDGUEZ-REY/RDGUEZ REY	2:11.976	55	Domingos S COUTINHO 2:10.289
		12			11
6	31	Carlos CRUZ	2:13.174	53	Rui RIBEIRO 2:12.745
		14			13
7	5	Pedro POÇAS	2:16.006	19	Luís MENDES 2:13.594
		16			15
8	35	Teo ANTONIO	2:16.237	16	Pedro BARBOSA 2:16.042
		18			17
9	99	Manuel M TEIXEIRA	2:16.854	25	Jorge MARQUES 2:16.619
		20			19
10	17	Duarte TRINDADE	2:17.625	534	IMPERATO/WALES 2:17.304
		22			21
11	112	Miguel MIGUEL	2:19.101	13	João BRAGA 2:17.749
		24			23
12	66	Nelson RESENDE	2:20.808	155	João ARANTES 2:19.236
		26			25
13	575	FINOT/KUNERT	2:21.563	23	Valter TÃO 2:21.438
		28			27
14	80	Enrique DAVILA	2:24.363	120	CATALÁ/CATALÁ 2:23.638
		30			29
15	29	Ruben FERNANDES	2:26.457	41	António COSTA 2:25.560



c2


**CARRERA LOS 80's / CPVC / CPV 1300
RACE 1
STARTING GRID**

16	32		83	Trevor STRETCH	2:34.036	49	31		Nuno PINHEIRO	2:28.909
	17						33		Oscar ROSMANO	2:39.561

THE STEWARDS

RACE DIRECTOR

CHIEF TIMING OFFICER



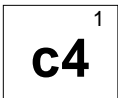
c3

CARRERA LOS 80's / CPVC / CPV 1300 QUALIFYING PRACTICE LAP BY LAP

Vuelta	2	3	5	13	14	15	16	17	19	20	23	24
1	2:54.527	2:20.449	2:33.949	2:43.271	2:25.522	2:52.197	2:39.028	2:53.053	2:56.435	2:29.637	2:49.551	2:57.553
2	2:03.204*	2:06.205	2:17.781	2:18.590	2:03.911	2:08.904*	PIT EXIT	2:25.255	2:15.935	2:08.366	2:24.688	2:03.563
3	2:03.220	2:00.665	2:16.006*	2:17.749*	2:00.917*	2:09.604	2:19.914	2:20.065	PIT EXIT	2:04.800	2:23.497	2:11.498
4	PIT EXIT	2:05.297	PIT EXIT	PIT EXIT	2:02.723	PIT EXIT	PIT EXIT	2:18.981	2:20.911	PIT EXIT	PIT EXIT	PIT EXIT
5	2:22.039	2:02.504	2:28.158	2:24.684		2:28.218	2:19.589	2:17.625*	2:14.633	2:16.445	2:33.862	2:21.417
6	2:03.502	2:01.076	2:19.532	2:21.312		2:15.536	2:16.042*	2:18.982	2:14.471	2:10.864	2:21.438*	2:03.957
7	PIT EXIT	2:00.748	2:17.702	2:21.945			2:16.754		2:13.693	2:05.138	2:22.017	2:13.253
8	2:11.109	2:00.462*	2:17.194	2:20.359					2:13.594*	2:03.778*		2:01.442*
9	2:03.678			2:21.378					2:24.709	2:33.720		
10				2:19.191					2:14.619	2:19.008		

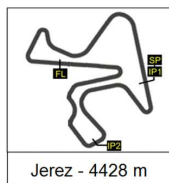
Vuelta	25	29	31	33	35	40	41	49	53	55	66	67
1	2:55.656	2:40.368	2:32.221	2:29.936	PIT EXIT	2:45.317	2:39.206	2:40.032	2:44.151	2:10.600	2:42.954	2:31.725
2	2:18.045	2:26.457*	2:15.582	2:05.124*	2:19.515	2:44.548	2:30.927	2:30.532	2:14.285	PIT EXIT	2:25.624	2:12.878
3	2:17.949	2:26.549	2:13.174*	2:06.290	2:16.237*	2:42.975	2:29.254	2:29.540	2:14.088	2:21.563	2:23.356	2:09.237*
4	2:21.641	2:37.031	2:16.431	PIT EXIT	2:21.224	2:44.240	2:29.601	2:30.386	2:31.132	2:11.250	2:24.700	2:09.741
5	2:18.087	2:38.874	2:15.710	2:18.487	PIT EXIT	2:39.561*	2:29.022	2:31.032	2:14.007	2:12.483	2:21.999	2:11.766
6	2:17.878	2:55.461	PIT EXIT	2:07.944	2:23.623	2:45.958	PIT EXIT	2:40.456	2:12.745*	2:10.289*	2:20.808*	2:11.612
7	2:17.769	2:38.488	2:22.072	2:31.594	2:16.989	2:40.171	2:39.528	2:30.601	2:19.494	2:10.927	2:21.948	PIT EXIT
8	2:18.321	2:31.391	2:13.453		2:17.299	2:40.080	2:26.037	2:29.413	2:21.608	2:10.689	PIT EXIT	2:37.835
9	2:16.914	2:28.350			2:17.147	2:42.922	2:25.909	2:29.001	2:18.294	PIT EXIT	3:10.124	
10	2:17.333						2:25.560*	2:28.909*				
11	2:16.619*											

Vuelta	80	83	99	112	120	155	240	534	575			
1	2:35.607	3:11.297	2:34.971	3:02.748	2:42.947	2:55.969	2:28.309	2:53.835	3:07.773			
2	2:24.363*	2:37.990	2:16.984	2:22.602	2:31.471	2:25.833	2:12.661	2:18.886	2:21.563*			
3		2:35.677	2:16.931	2:20.803	2:24.213	2:29.341	2:11.976*	2:17.842	2:21.728			
4		2:34.036*	2:23.450	2:21.508	2:25.912	2:21.036	PIT EXIT	2:17.304*	2:21.798			
5		2:47.786	2:17.954	2:19.775	2:26.211	2:19.881	PIT EXIT	PIT EXIT	PIT EXIT			
6		2:34.979	2:19.146	2:19.587	2:24.179	2:20.984	2:25.197	2:31.755	2:48.237			
7		2:34.831	2:19.429	2:19.898	PIT EXIT	2:20.242		2:23.355	2:36.103			
8		2:34.343	2:21.259	2:20.072	2:30.045	2:19.236*		2:20.353	2:46.146			
9		2:35.291	2:18.516	2:19.101*	2:23.638*	2:25.770		2:21.242	2:39.151			
10			2:19.839			2:20.841		2:18.659				
11			2:16.854*									



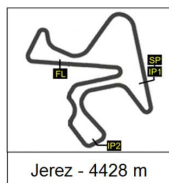
CARRERA LOS 80's / CPVC / CPV 1300 QUALIFYING PRACTICE ANALYSIS

Número	2		3		5		13		14		15		16		
	Vta	Sector	Vuelta	Sector	Vuelta	Sector	Vuelta	Sector	Vuelta	Sector	Vuelta	Sector	Vuelta		
1	IP1	1:22.81	1:22.812	55.835	55.835	1:02.03	1:02.034	1:04.53	1:04.539	59.801	59.801	1:20.89	1:20.897	1:06.96	1:06.964
	IP2	49.920	2:12.732	40.075	1:35.910	43.341	1:45.375	48.299	1:52.838	42.879	1:42.680	47.286	2:08.183	44.651	1:51.615
	FL	41.795	2:54.527	44.539	2:20.449	48.574	2:33.949	50.433	2:43.271	42.842	2:25.522	44.014	2:52.197	47.413	2:39.028
2	IP1	47.290	47.290	47.899	47.899	53.362	53.362	53.166	53.166	48.403	48.403	48.444	48.444	52.906	52.906
	IP2	35.343	1:22.633	35.609	1:23.508	39.296	1:32.658	39.277	1:32.443	34.932	1:23.335	37.097	1:25.541	40.445	1:33.351
	FL	40.571	2:03.204	42.697	2:06.205	45.123	2:17.781	46.147	2:18.590	40.576	2:03.911	43.363	2:08.904	1:42.11	PIT EXIT
3	IP1	47.425	47.425	46.914	46.914	52.715	52.715	53.101	53.101	46.594	46.594	48.925	48.925	55.788	55.788
	IP2	35.280	1:22.705	33.961	1:20.875	38.405	1:31.120	38.937	1:32.038	34.248	1:20.842	36.137	1:25.062	38.987	1:34.775
	FL	40.515	2:03.220	39.790	2:00.665	44.886	2:16.006	45.711	2:17.749	40.075	2:00.917	44.542	2:09.604	45.139	2:19.914
4	IP1	51.388	51.388	50.529	50.529	55.095	55.095	54.321	54.321	48.213	48.213	56.183	56.183	55.899	55.899
	IP2	35.085	1:26.473	34.535	1:25.064	39.510	1:34.605	41.109	1:35.430	34.240	1:22.453	40.175	1:36.358	39.053	1:34.952
	FL	2:33.06	PIT EXIT	40.233	2:05.297	2:23.62	PIT EXIT	2:47.86	PIT EXIT	40.270	2:02.723	3:24.95	PIT EXIT	5:32.83	PIT EXIT
5	IP1	1:05.43	1:05.435	47.587	47.587	1:02.23	1:02.232	59.733	59.733	49.793	49.793	1:03.66	1:03.665	55.992	55.992
	IP2	35.790	1:41.225	33.959	1:21.546	39.592	1:41.824	38.654	1:38.387	34.805	1:24.598	40.928	1:44.593	38.174	1:34.166
	FL	40.814	2:22.039	40.958	2:02.504	46.334	2:28.158	46.297	2:24.684		-----	43.625	2:28.218	45.423	2:19.589
6	IP1	47.825	47.825	46.691	46.691	54.749	54.749	56.200	56.200			50.883	50.883	53.545	53.545
	IP2	35.011	1:22.836	34.658	1:21.349	39.021	1:33.770	39.167	1:35.367			38.736	1:29.619	37.915	1:31.460
	FL	40.666	2:03.502	39.727	2:01.076	45.762	2:19.532	45.945	2:21.312			45.917	2:15.536	44.582	2:16.042
7	IP1	47.458	47.458	46.388	46.388	53.486	53.486	54.689	54.689			51.733	51.733	53.028	53.028
	IP2	35.551	1:23.009	34.722	1:21.110	39.185	1:32.671	40.430	1:35.119			37.066	1:28.799	38.241	1:31.269
	FL	4:01.67	PIT EXIT	39.638	2:00.748	45.031	2:17.702	46.826	2:21.945			-----	-----	45.485	2:16.754
8	IP1	55.048	55.048	46.315	46.315	52.851	52.851	54.509	54.509					52.912	52.912
	IP2	34.652	1:29.700	34.113	1:20.428	38.647	1:31.498	39.590	1:34.099					37.978	1:30.890
	FL	41.409	2:11.109	40.034	2:00.462	45.696	2:17.194	46.260	2:20.359					-----	-----
9	IP1	47.103	47.103	53.611	53.611	57.333	57.333	54.807	54.807						
	IP2	34.747	1:21.850	45.753	1:39.364	42.229	1:39.562	40.335	1:35.142						
	FL	41.828	2:03.678	-----	-----	-----	-----	46.236	2:21.378						
10	IP1							54.228	54.228						
	IP2							39.391	1:33.619						
	FL		-----					45.572	2:19.191						
11	IP1														
	IP2														
	FL														



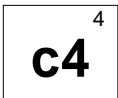
CARRERA LOS 80's / CPVC / CPV 1300 QUALIFYING PRACTICE ANALYSIS

Número	17		19		20		23		24		25		29		
	Vta	Sector	Vuelta	Sector	Vuelta	Sector	Vuelta	Sector	Vuelta	Sector	Vuelta	Sector	Vuelta		
1	IP1	1:11.05	1:11.055	1:15.88	1:15.886	1:00.51	1:00.514	1:10.00	1:10.003	1:23.95	1:23.958	1:11.72	1:11.728	1:06.69	1:06.694
	IP2	50.483	2:01.538	51.095	2:06.981	42.374	1:42.888	48.738	1:58.741	50.496	2:14.454	51.865	2:03.593	42.960	1:49.654
	FL	51.515	2:53.053	49.454	2:56.435	46.749	2:29.637	50.810	2:49.551	43.099	2:57.553	52.063	2:55.656	50.714	2:40.368
2	IP1	57.531	57.531	53.171	53.171	50.156	50.156	55.769	55.769	47.071	47.071	53.237	53.237	56.518	56.518
	IP2	39.745	1:37.276	37.453	1:30.624	35.941	1:26.097	40.898	1:36.667	35.599	1:22.670	38.620	1:31.857	40.720	1:37.238
	FL	47.979	2:25.255	45.311	2:15.935	42.269	2:08.366	48.021	2:24.688	40.893	2:03.563	46.188	2:18.045	49.219	2:26.457
3	IP1	53.491	53.491	52.058	52.058	48.457	48.457	55.046	55.046	48.910	48.910	53.162	53.162	56.540	56.540
	IP2	39.221	1:32.712	37.428	1:29.486	35.062	1:23.519	41.121	1:36.167	37.464	1:26.374	39.157	1:32.319	40.957	1:37.497
	FL	47.353	2:20.065	2:42.70	PIT EXIT	41.281	2:04.800	47.330	2:23.497	45.124	2:11.498	45.630	2:17.949	49.052	2:26.549
4	IP1	53.798	53.798	58.186	58.186	58.879	58.879	1:00.70	1:00.708	56.048	56.048	54.784	54.784	57.926	57.926
	IP2	39.044	1:32.842	37.645	1:35.831	35.362	1:34.241	43.840	1:44.548	36.961	1:33.009	39.229	1:34.013	43.524	1:41.450
	FL	46.139	2:18.981	45.080	2:20.911	2:42.48	PIT EXIT	2:00.48	PIT EXIT	3:20.98	PIT EXIT	47.628	2:21.641	55.581	2:37.031
5	IP1	53.127	53.127	52.316	52.316	57.786	57.786	1:03.79	1:03.796	1:01.34	1:01.348	53.808	53.808	1:02.36	1:02.363
	IP2	38.571	1:31.698	37.492	1:29.808	35.368	1:33.154	42.023	1:45.819	38.143	1:39.491	38.148	1:31.956	43.758	1:46.121
	FL	45.927	2:17.625	44.825	2:14.633	43.291	2:16.445	48.043	2:33.862	41.926	2:21.417	46.131	2:18.087	52.753	2:38.874
6	IP1	53.700	53.700	51.877	51.877	52.726	52.726	54.908	54.908	48.588	48.588	52.882	52.882	1:06.63	1:06.639
	IP2	38.944	1:32.644	37.164	1:29.041	35.788	1:28.514	39.690	1:34.598	35.042	1:23.630	38.521	1:31.403	48.220	1:54.859
	FL	46.338	2:18.982	45.430	2:14.471	42.350	2:10.864	46.840	2:21.438	40.327	2:03.957	46.475	2:17.878	1:00.60	2:55.461
7	IP1	1:06.23	1:06.233	51.713	51.713	48.506	48.506	54.976	54.976	49.091	49.091	53.172	53.172	1:03.82	1:03.823
	IP2	48.425	1:54.658	37.060	1:28.773	35.475	1:23.981	39.618	1:34.594	37.587	1:26.678	38.777	1:31.949	44.938	1:48.761
	FL	-----	-----	44.920	2:13.693	41.157	2:05.138	47.423	2:22.017	46.575	2:13.253	45.820	2:17.769	49.727	2:38.488
8	IP1	-----	-----	51.599	51.599	48.157	48.157	-----	-----	46.972	46.972	53.031	53.031	57.762	57.762
	IP2	-----	-----	37.400	1:28.999	34.809	1:22.966	-----	-----	34.324	1:21.296	39.236	1:32.267	40.716	1:38.478
	FL	-----	-----	44.595	2:13.594	40.812	2:03.778	-----	-----	40.146	2:01.442	46.054	2:18.321	52.913	2:31.391
9	IP1	-----	-----	53.063	53.063	1:00.98	1:00.986	-----	-----	1:02.05	1:02.058	52.882	52.882	57.402	57.402
	IP2	-----	-----	43.329	1:36.392	48.222	1:49.208	-----	-----	46.503	1:48.561	37.869	1:30.751	40.419	1:37.821
	FL	-----	-----	48.317	2:24.709	44.512	2:33.720	-----	-----	-----	-----	46.163	2:16.914	50.529	2:28.350
10	IP1	-----	-----	52.101	52.101	48.273	48.273	-----	-----	-----	-----	53.674	53.674	-----	-----
	IP2	-----	-----	37.244	1:29.345	39.511	1:27.784	-----	-----	-----	-----	38.332	1:32.006	-----	-----
	FL	-----	-----	45.274	2:14.619	51.224	2:19.008	-----	-----	-----	-----	45.327	2:17.333	-----	-----
11	IP1	-----	-----	-----	-----	-----	-----	-----	-----	-----	-----	52.959	52.959	-----	-----
	IP2	-----	-----	-----	-----	-----	-----	-----	-----	-----	-----	38.048	1:31.007	-----	-----
	FL	-----	-----	-----	-----	-----	-----	-----	-----	-----	-----	45.612	2:16.619	-----	-----



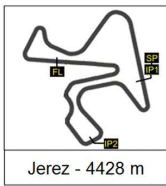
CARRERA LOS 80's / CPVC / CPV 1300 QUALIFYING PRACTICE ANALYSIS

Número	31		33		35		40		41		49		53		
	Vta	Sector	Vuelta	Sector	Vuelta	Sector	Vuelta	Sector	Vuelta	Sector	Vuelta	Sector	Vuelta		
1	IP1	59.601	59.601	1:03.19	1:03.198	1:02.83	1:02.834	1:06.14	1:06.149	1:02.84	1:02.847	1:05.97	1:05.974	1:05.88	1:05.889
	IP2	42.221	1:41.822	44.000	1:47.198	39.801	1:42.635	46.103	1:52.252	44.138	1:46.985	43.599	1:49.573	48.513	1:54.402
	FL	50.399	2:32.221	42.738	2:29.936	1:06.88	PIT EXIT	53.065	2:45.317	52.221	2:39.206	50.459	2:40.032	49.749	2:44.151
2	IP1	52.071	52.071	48.132	48.132	55.058	55.058	1:03.28	1:03.280	57.870	57.870	58.443	58.443	52.161	52.161
	IP2	38.163	1:30.234	35.980	1:24.112	39.317	1:34.375	47.089	1:50.369	42.023	1:39.893	41.928	1:40.371	37.623	1:29.784
	FL	45.348	2:15.582	41.012	2:05.124	45.140	2:19.515	54.179	2:44.548	51.034	2:30.927	50.161	2:30.532	44.501	2:14.285
3	IP1	50.971	50.971	48.500	48.500	51.552	51.552	1:02.10	1:02.106	57.537	57.537	57.417	57.417	52.133	52.133
	IP2	37.016	1:27.987	36.435	1:24.935	38.725	1:30.277	46.922	1:49.028	41.949	1:39.486	41.715	1:39.132	37.285	1:29.418
	FL	45.187	2:13.174	41.355	2:06.290	45.960	2:16.237	53.947	2:42.975	49.768	2:29.254	50.408	2:29.540	44.670	2:14.088
4	IP1	52.694	52.694	52.357	52.357	55.562	55.562	1:05.27	1:05.273	57.881	57.881	58.557	58.557	59.506	59.506
	IP2	37.563	1:30.257	38.397	1:30.754	40.467	1:36.029	45.206	1:50.479	41.898	1:39.779	41.651	1:40.208	44.531	1:44.037
	FL	46.174	2:16.431	3:32.61	PIT EXIT	45.195	2:21.224	53.761	2:44.240	49.822	2:29.601	50.178	2:30.386	47.095	2:31.132
5	IP1	52.024	52.024	59.312	59.312	54.443	54.443	1:02.24	1:02.240	57.471	57.471	57.717	57.717	52.366	52.366
	IP2	37.708	1:29.732	37.060	1:36.372	39.181	1:33.624	45.104	1:47.344	41.166	1:38.637	41.854	1:39.571	37.381	1:29.747
	FL	45.978	2:15.710	42.115	2:18.487	2:12.66	PIT EXIT	52.217	2:39.561	50.385	2:29.022	51.461	2:31.032	44.260	2:14.007
6	IP1	55.737	55.737	49.798	49.798	59.115	59.115	1:03.31	1:03.319	57.567	57.567	1:04.84	1:04.841	51.249	51.249
	IP2	38.520	1:34.257	35.802	1:25.600	38.725	1:37.840	48.168	1:51.487	41.951	1:39.518	44.867	1:49.708	37.158	1:28.407
	FL	2:40.53	PIT EXIT	42.344	2:07.944	45.783	2:23.623	54.471	2:45.958	2:15.89	PIT EXIT	50.748	2:40.456	44.338	2:12.745
7	IP1	57.352	57.352	50.010	50.010	52.529	52.529	1:01.45	1:01.453	1:06.20	1:06.209	58.545	58.545	55.009	55.009
	IP2	38.795	1:36.147	36.779	1:26.789	38.745	1:31.274	45.963	1:47.416	44.534	1:50.743	42.339	1:40.884	37.949	1:32.958
	FL	45.925	2:22.072	1:04.80	2:31.594	45.715	2:16.989	52.755	2:40.171	48.785	2:39.528	49.717	2:30.601	46.536	2:19.494
8	IP1	51.642	51.642			53.085	53.085	1:02.01	1:02.010	56.673	56.673	57.324	57.324	55.157	55.157
	IP2	37.317	1:28.959			38.632	1:31.717	45.275	1:47.285	40.719	1:37.392	42.023	1:39.347	40.282	1:35.439
	FL	44.494	2:13.453		-----	45.582	2:17.299	52.795	2:40.080	48.645	2:26.037	50.066	2:29.413	46.169	2:21.608
9	IP1	57.207	57.207			52.673	52.673	1:01.38	1:01.388	56.486	56.486	57.195	57.195	54.278	54.278
	IP2	42.773	1:39.980			38.873	1:31.546	44.703	1:46.091	40.802	1:37.288	41.618	1:38.813	39.025	1:33.303
	FL		-----			45.601	2:17.147	56.831	2:42.922	48.621	2:25.909	50.188	2:29.001	44.991	2:18.294
10	IP1					56.776	56.776			56.317	56.317	57.759	57.759	51.955	51.955
	IP2					42.047	1:38.823			40.715	1:37.032	41.544	1:39.303	37.911	1:29.866
	FL						-----		-----	48.528	2:25.560	49.606	2:28.909		-----
11	IP1														
	IP2														
	FL														



CARRERA LOS 80's / CPVC / CPV 1300 QUALIFYING PRACTICE ANALYSIS

Número	55		66		67		80		83		99		112		
	Vta	Sector	Vuelta	Sector	Vuelta	Sector	Vuelta	Sector	Vuelta	Sector	Vuelta	Sector	Vuelta		
1	IP1			1:04.71	1:04.717	1:01.21	1:01.216	1:03.54	1:03.547	1:21.28	1:21.284	1:04.92	1:04.924	1:20.21	1:20.214
	IP2			47.389	1:52.106	42.681	1:43.897	43.655	1:47.202	53.473	2:14.757	42.823	1:47.747	52.513	2:12.727
	FL	2:10.60	2:10.600	50.848	2:42.954	47.828	2:31.725	48.405	2:35.607	56.540	3:11.297	47.224	2:34.971	50.021	3:02.748
2	IP1			55.839	55.839	51.953	51.953	56.235	56.235	1:01.76	1:01.763	53.416	53.416	55.215	55.215
	IP2			41.832	1:37.671	36.645	1:28.598	40.373	1:36.608	43.209	1:44.972	38.469	1:31.885	39.253	1:34.468
	FL	2:48.91	PIT EXIT	47.953	2:25.624	44.280	2:12.878	47.755	2:24.363	53.018	2:37.990	45.099	2:16.984	48.134	2:22.602
3	IP1	59.476	59.476	55.077	55.077	49.289	49.289			1:00.52	1:00.524	53.031	53.031	53.968	53.968
	IP2	37.376	1:36.852	40.869	1:35.946	36.491	1:25.780			43.289	1:43.813	38.377	1:31.408	40.044	1:34.012
	FL	44.711	2:21.563	47.410	2:23.356	43.457	2:09.237		-----	51.864	2:35.677	45.523	2:16.931	46.791	2:20.803
4	IP1	50.331	50.331	56.746	56.746	49.681	49.681			59.462	59.462	55.421	55.421	54.464	54.464
	IP2	37.143	1:27.474	40.920	1:37.666	36.219	1:25.900			43.777	1:43.239	40.532	1:35.953	39.249	1:33.713
	FL	43.776	2:11.250	47.034	2:24.700	43.841	2:09.741			50.797	2:34.036	47.497	2:23.450	47.795	2:21.508
5	IP1	50.195	50.195	54.835	54.835	50.588	50.588			1:06.20	1:06.202	53.753	53.753	54.030	54.030
	IP2	37.984	1:28.179	40.613	1:35.448	36.815	1:27.403			49.514	1:55.716	38.995	1:32.748	39.010	1:33.040
	FL	44.304	2:12.483	46.551	2:21.999	44.363	2:11.766			52.070	2:47.786	45.206	2:17.954	46.735	2:19.775
6	IP1	49.607	49.607	54.807	54.807	51.030	51.030			59.772	59.772	53.823	53.823	53.838	53.838
	IP2	37.184	1:26.791	39.948	1:34.755	36.692	1:27.722			43.378	1:43.150	38.929	1:32.752	38.957	1:32.795
	FL	43.498	2:10.289	46.053	2:20.808	43.890	2:11.612			51.829	2:34.979	46.394	2:19.146	46.792	2:19.587
7	IP1	51.163	51.163	54.801	54.801	55.094	55.094			58.990	58.990	52.888	52.888	53.888	53.888
	IP2	36.538	1:27.701	40.478	1:35.279	39.029	1:34.123			44.270	1:43.260	38.359	1:31.247	39.007	1:32.895
	FL	43.226	2:10.927	46.669	2:21.948	2:18.67	PIT EXIT			51.571	2:34.831	48.182	2:19.429	47.003	2:19.898
8	IP1	50.986	50.986	57.692	57.692	1:05.18	1:05.185			58.878	58.878	52.923	52.923	54.155	54.155
	IP2	36.638	1:27.624	45.528	1:43.220	42.828	1:48.013			44.675	1:43.553	40.604	1:33.527	39.158	1:33.313
	FL	43.065	2:10.689	2:44.19	PIT EXIT	49.822	2:37.835			50.790	2:34.343	47.732	2:21.259	46.759	2:20.072
9	IP1	51.894	51.894	1:18.20	1:18.209	58.498	58.498			1:00.10	1:00.106	53.555	53.555	53.764	53.764
	IP2	37.068	1:28.962	55.058	2:13.267	43.048	1:41.546			43.851	1:43.957	38.722	1:32.277	39.021	1:32.785
	FL	1:49.32	PIT EXIT	56.857	3:10.124		-----			51.334	2:35.291	46.239	2:18.516	46.316	2:19.101
10	IP1	52.539	52.539							1:00.52	1:00.523	54.668	54.668	1:01.92	1:01.928
	IP2	37.252	1:29.791							43.758	1:44.281	38.812	1:33.480	45.801	1:47.729
	FL		-----		-----						-----	46.359	2:19.839		-----
11	IP1											52.611	52.611		
	IP2											38.648	1:31.259		
	FL											45.595	2:16.854		



5
c4

CARRERA LOS 80's / CPVC / CPV 1300 QUALIFYING PRACTICE ANALYSIS

Número	120		155		240		534		575		0		0		
	Vta	Sector	Vuelta	Sector	Vuelta	Sector	Vuelta	Sector	Vuelta	Sector	Vuelta	Sector	Vuelta	Sector	Vuelta
1	IP1	1:07.09	1:07.098	1:11.86	1:11.865	1:01.98	1:01.982	1:16.65	1:16.650	1:23.95	1:23.956				
	IP2	45.993	1:53.091	51.962	2:03.827	40.381	1:42.363	49.316	2:05.966	53.761	2:17.717				
	FL	49.856	2:42.947	52.142	2:55.969	45.946	2:28.309	47.869	2:53.835	50.056	3:07.773				
2	IP1	57.777	57.777	56.069	56.069	50.916	50.916	54.134	54.134	54.043	54.043				
	IP2	42.831	1:40.608	40.694	1:36.763	37.668	1:28.584	38.222	1:32.356	40.248	1:34.291				
	FL	50.863	2:31.471	49.070	2:25.833	44.077	2:12.661	46.530	2:18.886	47.272	2:21.563				
3	IP1	54.798	54.798	54.582	54.582	50.807	50.807	52.935	52.935	54.245	54.245				
	IP2	41.097	1:35.895	44.768	1:39.350	37.261	1:28.068	38.356	1:31.291	40.195	1:34.440				
	FL	48.318	2:24.213	49.991	2:29.341	43.908	2:11.976	46.551	2:17.842	47.288	2:21.728				
4	IP1	57.823	57.823	55.084	55.084	54.751	54.751	52.701	52.701	54.686	54.686				
	IP2	40.976	1:38.799	39.168	1:34.252	41.310	1:36.061	38.538	1:31.239	39.519	1:34.205				
	FL	47.113	2:25.912	46.784	2:21.036	7:13.40	PIT EXIT	46.065	2:17.304	47.593	2:21.798				
5	IP1	58.023	58.023	53.661	53.661	54.935	54.935	55.159	55.159	55.303	55.303				
	IP2	40.759	1:38.782	38.996	1:32.657	37.978	1:32.913	42.094	1:37.253	39.919	1:35.222				
	FL	47.429	2:26.211	47.224	2:19.881	3:33.98	PIT EXIT	2:47.49	PIT EXIT	2:36.92	PIT EXIT				
6	IP1	55.105	55.105	54.396	54.396	1:00.85	1:00.858	1:00.84	1:00.841	1:08.65	1:08.659				
	IP2	41.638	1:36.743	39.354	1:33.750	40.025	1:40.883	42.018	1:42.859	46.590	1:55.249				
	FL	47.436	2:24.179	47.234	2:20.984	44.314	2:25.197	48.896	2:31.755	52.988	2:48.237				
7	IP1	57.960	57.960	53.836	53.836	50.659	50.659	54.593	54.593	1:00.34	1:00.347				
	IP2	42.772	1:40.732	39.410	1:33.246	37.000	1:27.659	41.055	1:35.648	44.491	1:44.838				
	FL	2:12.41	PIT EXIT	46.996	2:20.242		-----	47.707	2:23.355	51.265	2:36.103				
8	IP1	1:01.46	1:01.466	53.547	53.547			54.187	54.187	1:08.32	1:08.329				
	IP2	41.132	1:42.598	38.818	1:32.365			39.530	1:33.717	44.580	1:52.909				
	FL	47.447	2:30.045	46.871	2:19.236			46.636	2:20.353	53.237	2:46.146				
9	IP1	55.636	55.636	59.107	59.107			54.353	54.353	1:01.21	1:01.211				
	IP2	40.715	1:36.351	39.871	1:38.978			40.489	1:34.842	44.058	1:45.269				
	FL	47.287	2:23.638	46.792	2:25.770			46.400	2:21.242	53.882	2:39.151				
10	IP1	55.047	55.047	54.558	54.558			53.404	53.404						
	IP2	41.063	1:36.110	38.822	1:33.380			39.161	1:32.565						
	FL		-----	47.461	2:20.841			46.094	2:18.659		-----				
11	IP1			1:18.07	1:18.074										
	IP2			45.029	2:03.103										
	FL				-----										




c5

CARRERA LOS 80's / CPVC / CPV 1300

QUALIFYING PRACTICE

40 BEST LAPS

Dorsal	Piloto	Nat	Equipo	Maq.	Hora	Vuelta	Tiempo
3	João M SILVA	POR	João Pedro Macedo Silva	Porsche	10:18:18	8	2:00.462
3	João M SILVA	POR	João Pedro Macedo Silva	Porsche	10:08:08	3	2:00.665
3	João M SILVA	POR	João Pedro Macedo Silva	Porsche	10:16:18	7	2:00.748
14	João NOVO	POR	João Carlos da Fonte Novo	Ford	10:07:48	3	2:00.917
3	João M SILVA	POR	João Pedro Macedo Silva	Porsche	10:14:17	6	2:01.076
24	António SOARES	POR	António José Moreira da Cunha So	Ford	10:21:26	8	2:01.442
3	João M SILVA	POR	João Pedro Macedo Silva	Porsche	10:12:16	5	2:02.504
14	João NOVO	POR	João Carlos da Fonte Novo	Ford	10:09:51	4	2:02.723
2	Rui COSTA	POR	Rui Manuel Lopes Anjos Costa	Ford	10:05:36	2	2:03.204
2	Rui COSTA	POR	Rui Manuel Lopes Anjos Costa	Ford	10:07:39	3	2:03.220
2	Rui COSTA	POR	Rui Manuel Lopes Anjos Costa	Ford	10:16:05	6	2:03.502
24	António SOARES	POR	António José Moreira da Cunha So	Ford	10:05:41	2	2:03.563
2	Rui COSTA	POR	Rui Manuel Lopes Anjos Costa	Ford	10:25:44	9	2:03.678
20	Rui ALVES	POR	Rui Alves	Ford	10:20:54	8	2:03.778
14	João NOVO	POR	João Carlos da Fonte Novo	Ford	10:05:47	2	2:03.911
24	António SOARES	POR	António José Moreira da Cunha So	Ford	10:17:12	6	2:03.957
20	Rui ALVES	POR	Rui Alves	Ford	10:08:01	3	2:04.800
33	João CRUZ	POR	João Carlos Cunha da Cruz	Ford	10:05:40	2	2:05.124
20	Rui ALVES	POR	Rui Alves	Ford	10:18:51	7	2:05.138
3	João M SILVA	POR	João Pedro Macedo Silva	Porsche	10:10:13	4	2:05.297
3	João M SILVA	POR	João Pedro Macedo Silva	Porsche	10:06:07	2	2:06.205
33	João CRUZ	POR	João Carlos Cunha da Cruz	Ford	10:07:47	3	2:06.290
33	João CRUZ	POR	João Carlos Cunha da Cruz	Ford	10:17:16	6	2:07.944
20	Rui ALVES	POR	Rui Alves	Ford	10:05:57	2	2:08.366
15	Filipe NOGUEIRA	POR	Filipe Nogueira	Ford	10:05:48	2	2:08.904
67	PINTO/PINTO	POR	Marco Nuno Lacerda Marcos Pinto	Mazda	10:08:38	3	2:09.237
15	Filipe NOGUEIRA	POR	Filipe Nogueira	Ford	10:07:57	3	2:09.604
67	PINTO/PINTO	POR	Marco Nuno Lacerda Marcos Pinto	Mazda	10:10:47	4	2:09.741
55	Domingos S COUTINHO	POR	Domingos Sousa Coutinho	BMW	10:17:36	6	2:10.289
55	Domingos S COUTINHO	POR	Domingos Sousa Coutinho	BMW	12:45	1	2:10.600
55	Domingos S COUTINHO	POR	Domingos Sousa Coutinho	BMW	10:21:58	8	2:10.689
20	Rui ALVES	POR	Rui Alves	Ford	10:16:45	6	2:10.864
55	Domingos S COUTINHO	POR	Domingos Sousa Coutinho	BMW	10:19:47	7	2:10.927
2	Rui COSTA	POR	Rui Manuel Lopes Anjos Costa	Ford	10:23:40	8	2:11.109
55	Domingos S COUTINHO	POR	Domingos Sousa Coutinho	BMW	10:13:14	4	2:11.250
24	António SOARES	POR	António José Moreira da Cunha So	Ford	10:07:52	3	2:11.498
67	PINTO/PINTO	POR	Marco Nuno Lacerda Marcos Pinto	Mazda	10:15:11	6	2:11.612
67	PINTO/PINTO	POR	Marco Nuno Lacerda Marcos Pinto	Mazda	10:12:59	5	2:11.766
240	RDGUEZ-REY/RDGUEZ RE	POR	Victor Rodriguez-Rey	Renault	10:08:27	3	2:11.976
55	Domingos S COUTINHO	POR	Domingos Sousa Coutinho	BMW	10:15:26	5	2:12.483



c6

CARRERA LOS 80's / CPVC / CPV 1300 QUALIFYING PRACTICE TOP FIVE LAPS

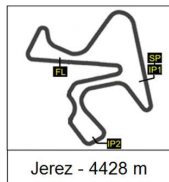
Piloto	Nat	Equipo	Top Five Laps				
3	João M SILVA	POR João Pedro Macedo Silva	2:00.462	2:00.665	2:00.748	2:01.076	2:02.504
14	João NOVO	POR João Carlos da Fonte Novo	2:00.917	2:02.723	2:03.911	2:25.522	PIT EXIT
24	António SOARES	POR António José Moreira da Cunha Soar	2:01.442	2:03.563	2:03.957	2:11.498	2:13.253
2	Rui COSTA	POR Rui Manuel Lopes Anjos Costa	2:03.204	2:03.220	2:03.502	2:03.678	2:11.109
20	Rui ALVES	POR Rui Alves	2:03.778	2:04.800	2:05.138	2:08.366	2:10.864
33	João CRUZ	POR João Carlos Cunha da Cruz	2:05.124	2:06.290	2:07.944	2:18.487	2:29.936
15	Filipe NOGUEIRA	POR Filipe Nogueira	2:08.904	2:09.604	2:15.536	2:28.218	2:52.197
67	PINTO/PINTO	POR Marco Nuno Lacerda Marcos Pinto	2:09.237	2:09.741	2:11.612	2:11.766	2:12.878
55	Domingos S COUTINHO	POR Domingos Sousa Coutinho	2:10.289	2:10.600	2:10.689	2:10.927	2:11.250
240	RDGUEZ-REY/RDGUEZ	POR Víctor Rodriguez-Rey	2:11.976	2:12.661	2:25.197	2:28.309	PIT EXIT
53	Rui RIBEIRO	POR Rui Ribeiro	2:12.745	2:14.007	2:14.088	2:14.285	2:18.294
31	Carlos CRUZ	POR Carlos Barbosa Cruz	2:13.174	2:13.453	2:15.582	2:15.710	2:16.431
19	Luís MENDES	POR Luís Pedro Freitas Mendes	2:13.594	2:13.693	2:14.471	2:14.619	2:14.633
5	Pedro POÇAS	POR Pedro Poças	2:16.006	2:17.194	2:17.702	2:17.781	2:19.532
16	Pedro BARBOSA	POR Pedro Barbosa	2:16.042	2:16.754	2:19.589	2:19.914	2:39.028
35	Teo ANTONIO	POR Eficar Team	2:16.237	2:16.989	2:17.147	2:17.299	2:19.515
25	Jorge MARQUES	POR Jorge Marques	2:16.619	2:16.914	2:17.333	2:17.769	2:17.878
99	Manuel M TEIXEIRA	POR Manuel Moura Teixeira	2:16.854	2:16.931	2:16.984	2:17.954	2:18.516
534	IMPERATO/WALES	POR	2:17.304	2:17.842	2:18.659	2:18.886	2:20.353
17	Duarte TRINDADE	POR Duarte Nuno Trindade	2:17.625	2:18.981	2:18.982	2:20.065	2:25.255
13	João BRAGA	POR João Carlos Alves Braga	2:17.749	2:18.590	2:19.191	2:20.359	2:21.312
112	Miguel MIGUEL	POR Miguel Maria Conrado Miguel	2:19.101	2:19.587	2:19.775	2:19.898	2:20.072
155	João ARANTES	POR João Costa Arantes	2:19.236	2:19.881	2:20.242	2:20.841	2:20.984
66	Nelson RESENDE	POR Nelson Resende	2:20.808	2:21.948	2:21.999	2:23.356	2:24.700
23	Valter TÃO	POR Valter Tão	2:21.438	2:22.017	2:23.497	2:24.688	2:33.862
575	FINOT/KUNERT	POR	2:21.563	2:21.728	2:21.798	2:36.103	2:39.151
120	CATALÁ/CATALÁ	POR Eficar Team	2:23.638	2:24.179	2:24.213	2:25.912	2:26.211
80	Enrique DAVILA	POR Enrique Lorenzo Davila	2:24.363	2:35.607	PIT EXIT		
41	António COSTA	POR António Costa	2:25.560	2:25.909	2:26.037	2:29.022	2:29.254
29	Ruben FERNANDES	POR Ruben Fernandes	2:26.457	2:26.549	2:28.350	2:31.391	2:37.031
49	Nuno PINHEIRO	POR Nuno Gonçalo Sampaio Pinheiro	2:28.909	2:29.001	2:29.413	2:29.540	2:30.386
83	Trevor STRETCH	POR Trevor Stretch	2:34.036	2:34.343	2:34.831	2:34.979	2:35.291



c6

**CARRERA LOS 80's / CPVC / CPV 1300
QUALIFYING PRACTICE
TOP FIVE LAPS**

Piloto	Nat Equipo	Top Five Laps				
40 Oscar ROSMANO	POR Oscar Rosmano	2:39.561	2:40.080	2:40.171	2:42.922	2:42.975



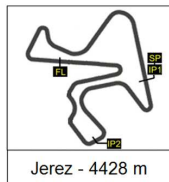
c7

CARRERA LOS 80's / CPVC / CPV 1300

QUALIFYING PRACTICE

40 BEST MAXIMUM SPEEDS

Dorsal	Piloto	Nat	Equipo	Maq.	Hora	Vuelta	Vmax
3	João M SILVA	POR	João Pedro Macedo Silva	Porsche	10:06:54	2	200,0
3	João M SILVA	POR	João Pedro Macedo Silva	Porsche	10:13:03	5	199,3
3	João M SILVA	POR	João Pedro Macedo Silva	Porsche	10:15:03	6	199,3
3	João M SILVA	POR	João Pedro Macedo Silva	Porsche	10:17:04	7	198,9
3	João M SILVA	POR	João Pedro Macedo Silva	Porsche	10:11:01	4	198,2
3	João M SILVA	POR	João Pedro Macedo Silva	Porsche	10:08:59	3	197,8
3	João M SILVA	POR	João Pedro Macedo Silva	Porsche	10:04:49	1	197,4
24	António SOARES	POR	António José Moreira da Cunha So	Ford	10:04:24	1	196,4
24	António SOARES	POR	António José Moreira da Cunha So	Ford	10:20:12	7	194,6
24	António SOARES	POR	António José Moreira da Cunha So	Ford	10:06:30	2	194,6
33	João CRUZ	POR	João Carlos Cunha da Cruz	Ford	10:06:29	2	191,8
33	João CRUZ	POR	João Carlos Cunha da Cruz	Ford	10:04:23	1	191,5
2	Rui COSTA	POR	Rui Manuel Lopes Anjos Costa	Ford	10:24:27	8	191,5
2	Rui COSTA	POR	Rui Manuel Lopes Anjos Costa	Ford	10:14:49	5	191,1
24	António SOARES	POR	António José Moreira da Cunha So	Ford	10:15:56	5	191,1
2	Rui COSTA	POR	Rui Manuel Lopes Anjos Costa	Ford	10:16:52	6	191,1
2	Rui COSTA	POR	Rui Manuel Lopes Anjos Costa	Ford	10:04:20	1	190,8
99	Manuel M TEIXEIRA	POR	Manuel Moura Teixeira	Porsche	10:07:41	2	190,5
33	João CRUZ	POR	João Carlos Cunha da Cruz	Ford	10:18:07	6	190,5
33	João CRUZ	POR	João Carlos Cunha da Cruz	Ford	10:15:58	5	190,1
2	Rui COSTA	POR	Rui Manuel Lopes Anjos Costa	Ford	10:06:24	2	190,1
14	João NOVO	POR	João Carlos da Fonte Novo	Ford	10:06:34	2	189,5
20	Rui ALVES	POR	Rui Alves	Ford	10:06:45	2	189,5
2	Rui COSTA	POR	Rui Manuel Lopes Anjos Costa	Ford	10:08:31	3	189,5
15	Filipe NOGUEIRA	POR	Filipe Nogueira	Ford	10:04:27	1	189,1
14	João NOVO	POR	João Carlos da Fonte Novo	Ford	10:08:36	3	188,8
14	João NOVO	POR	João Carlos da Fonte Novo	Ford	10:10:41	4	187,2
33	João CRUZ	POR	João Carlos Cunha da Cruz	Ford	10:13:49	4	186,9
14	João NOVO	POR	João Carlos da Fonte Novo	Ford	10:04:32	1	186,9
20	Rui ALVES	POR	Rui Alves	Ford	10:24:16	9	186,2
15	Filipe NOGUEIRA	POR	Filipe Nogueira	Ford	10:06:37	2	185,6
20	Rui ALVES	POR	Rui Alves	Ford	10:17:34	6	184,9
20	Rui ALVES	POR	Rui Alves	Ford	10:09:00	3	184,9
2	Rui COSTA	POR	Rui Manuel Lopes Anjos Costa	Ford	10:22:24	7	184,6
20	Rui ALVES	POR	Rui Alves	Ford	10:04:38	1	184,0
99	Manuel M TEIXEIRA	POR	Manuel Moura Teixeira	Porsche	10:16:59	6	183,7
67	PINTO/PINTO	POR	Marco Nuno Lacerda Marcos Pinto	Mazda	10:09:27	3	183,7
99	Manuel M TEIXEIRA	POR	Manuel Moura Teixeira	Porsche	10:26:17	10	183,4
99	Manuel M TEIXEIRA	POR	Manuel Moura Teixeira	Porsche	10:12:22	4	183,0
20	Rui ALVES	POR	Rui Alves	Ford	10:13:16	4	183,0



c8

CARRERA LOS 80's / CPVC / CPV 1300 QUALIFYING PRACTICE TOP FIVE MAXIMUM SPEEDS

Piloto	Nat	Equipo	Top Five Vmax				
3	João M SILVA	POR João Pedro Macedo Silva	200,0	199,3	199,3	198,9	198,2
24	António SOARES	POR António José Moreira da Cunha Soar	196,4	194,6	194,6	191,1	180,3
33	João CRUZ	POR João Carlos Cunha da Cruz	191,8	191,5	190,5	190,1	186,9
2	Rui COSTA	POR Rui Manuel Lopes Anjos Costa	191,5	191,1	191,1	190,8	190,1
99	Manuel M TEIXEIRA	POR Manuel Moura Teixeira	190,5	183,7	183,4	183,0	181,8
14	João NOVO	POR João Carlos da Fonte Novo	189,5	188,8	187,2	186,9	109,3
20	Rui ALVES	POR Rui Alves	189,5	186,2	184,9	184,9	184,0
15	Filipe NOGUEIRA	POR Filipe Nogueira	189,1	185,6	181,5	173,1	150,6
67	PINTO/PINTO	POR Marco Nuno Lacerda Marcos Pinto	183,7	181,2	180,6	177,0	175,0
55	Domingos S COUTINHO	POR Domingos Sousa Coutinho	182,1	181,2	180,0	179,4	179,1
240	RDGUEZ-REY/RDGUEZ	POR Victor Rodriguez-Rey	178,8	178,8	178,5	176,2	156,1
53	Rui RIBEIRO	POR Rui Ribeiro	174,5	172,5	172,0	171,7	170,6
35	Teo ANTONIO	POR Eficar Team	170,9	169,0	167,2	167,2	166,9
5	Pedro POÇAS	POR Pedro Poças	169,5	168,5	168,2	168,0	166,7
13	João BRAGA	POR João Carlos Alves Braga	165,4	163,9	163,1	162,6	161,7
31	Carlos CRUZ	POR Carlos Barbosa Cruz	165,1	163,6	162,9	162,9	161,7
16	Pedro BARBOSA	POR Pedro Barbosa	163,1	162,9	161,2	160,0	159,5
534	IMPERATO/WALES	POR	162,6	161,2	161,2	161,0	161,0
19	Luís MENDES	POR Luís Pedro Freitas Mendes	160,5	158,4	158,1	156,5	156,3
120	CATALÁ/CATALÁ	POR Eficar Team	160,0	159,3	158,4	156,5	156,1
112	Miguel MIGUEL	POR Miguel Maria Conrado Miguel	159,8	158,4	157,7	157,4	157,0
23	Valter TÃO	POR Valter Tão	159,5	159,5	158,8	157,9	155,4
575	FINOT/KUNERT	POR	159,1	159,1	159,1	157,7	152,8
17	Duarte TRINDADE	POR Duarte Nuno Trindade	158,8	158,4	158,1	157,4	155,8
66	Nelson RESENDE	POR Nelson Resende	157,2	157,0	155,8	155,6	155,2
80	Enrique DAVILA	POR Enrique Lorenzo Davila	156,7	146,7			
25	Jorge MARQUES	POR Jorge Marques	155,4	155,2	154,9	154,5	153,8
155	João ARANTES	POR João Costa Arantes	152,3	151,9	151,9	151,3	150,8
83	Trevor STRETCH	POR Trevor Stretch	146,7	146,5	146,3	146,1	145,7
41	António COSTA	POR António Costa	145,9	145,9	145,2	142,9	142,9
49	Nuno PINHEIRO	POR Nuno Gonçalo Sampaio Pinheiro	145,2	144,4	144,4	144,2	144,2
29	Ruben FERNANDES	POR Ruben Fernandes	144,0	143,8	142,3	141,5	140,6



c8

**CARRERA LOS 80's / CPVC / CPV 1300
QUALIFYING PRACTICE
TOP FIVE MAXIMUM SPEEDS**

Piloto	Nat	Equipo	Top Five Vmax				
40 Oscar ROSMANO	POR	Oscar Rosmano	139,0	138,8	138,5	137,2	137,1