

# GROUP 1 PORTUGAL+TROFÉU MINI

## ESTORIL CLASSICS 12 e 13 OUTUBRO 2019

### Treinos Cronometrados Sessão 1

## Classificação

Nº Pilotos	Concorrente	Carro	Cl.	Tempo	Vlt.	Total	Dif.	km/h
1 516 J. Lopes / F. Martins	João Diogo Lopes	Ford Escort RS 2000	H81-2000	<b>2:06.901</b>	9	9	-	118.6
2 508 P. Vieira	Paulo Vieira	Ford Escort RS 2000	H81-2000	<b>2:07.288</b>	4	6	+0.387	118.3
3 573 A. Pinheiro	André Castro Pinheiro	Jaguar XJS V12	H81-MAX	<b>2:07.434</b>	8	9	+0.533	118.1
4 501 C. Pedro / R. Pereira	Carlos Dias Pedro	Ford RS 2000	H81-2000	<b>2:08.802</b>	3	8	+1.901	116.9
5 48 P. Quirière	Philippe Quirière	Mini Cooper S MK1	Mini	<b>2:11.847</b>	4	5	+4.946	114.2
6 175 F. Soares	Fernando Soares	Mini Cooper S MK1	Mini	<b>2:12.069</b>	4	8	+5.168	114.0
7 588 R. Pinto / L. Liberal	Rafael Cerveira Pinto	Volkswagen Golf GTi	H81-1600	<b>2:12.977</b>	8	10	+6.076	113.2
8 502 M. Gaspar	Madalena Gaspar	VW Golf GTI	H81-1600	<b>2:13.143</b>	10	10	+6.242	113.1
9 595 A. Fresco / J. Fresco	Antonio Fresco	Ford Capri MKIII V6	H81-Max	<b>2:14.377</b>	4	8	+7.476	112.0
10 587 M. Menezes	Manuel Cabral Menezes	VW Golf GTI	H81-1600	<b>2:14.548</b>	9	9	+7.647	111.9
11 513 N. Nunes / P. Maso	Nuno Nunes	Porsche 924 Turbo	H81-Max	<b>2:14.720</b>	2	3	+7.819	111.8
12 538 R. Moura / P. Black	Rui Moura	VW Golf GTI	H-INV	<b>2:14.959</b>	8	9	+8.058	111.6
13 528 H. Nazário	Hugo Nazário	Porsche 924	H81-2000	<b>2:16.156</b>	8	9	+9.255	110.6
14 554 H. Correia / P. Ribeiro	Henrique Correia	Ford Escort RS 2000	H81-2000	<b>2:18.579</b>	4	4	+11.678	108.6
15 506 J. Ribeiro / M. Ribeiro	João Miguel Ribeiro	Alfa Romeo Giulia	H71-1600	<b>2:19.359</b>	3	7	+12.458	108.0
16 545 F. Guerin	François Guerin	BMW 1600 Ti	H71-1600	<b>2:20.378</b>	3	7	+13.477	107.2
17 214 A. Freitas	Alberto Freitas	Mini 1275 GT	Mini	<b>2:20.475</b>	4	7	+13.574	107.2
18 524 R. Carvalho	Rui Carvalho	Porsche 924	H81-2000	<b>2:21.795</b>	4	8	+14.894	106.2
19 557 F. Cardoso	Francisco Cardoso	Peugeot 104 ZS	1052	<b>2:22.576</b>	8	8	+15.675	105.6
20 11 L. Sepúlveda	Luis Sepúlveda	Mini Cooper S MK3	Mini	<b>2:24.291</b>	3	8	+17.390	104.3
21 563 J. Correa / G. Correa	Jorge Correa	Mini Cooper S MK3	Mini	<b>2:24.622</b>	7	8	+17.721	104.1
22 9 M. Teixeira / C. Mota	Manuel Moura Teixeira	Mini IMA	Mini	<b>2:24.952</b>	8	9	+18.051	103.9
23 98 F. Guedes	Francisco Guedes	Mini IMA	Mini	<b>2:25.424</b>	3	4	+18.523	103.5
24 28 P. Kalassa	Paulo Kalassa	Datsun 1200	Production	<b>2:25.797</b>	3	3	+18.896	103.3
25 520 F. Freitas	Francisco Freitas	Datsun 1200	Production	<b>2:25.968</b>	4	9	+19.067	103.1
26 21 N. Rego / A. Leal	Nelson Rego	Datsun 1200	Production	<b>2:26.167</b>	2	8	+19.266	103.0
27 16 G. Maso	Piero dal Maso	Datsun 1200	Production	<b>2:26.974</b>	4	8	+20.073	102.4
28 6 M. Sales / R. Salvada	Miguel Sales	Datsun 1200	Production	<b>2:27.276</b>	7	8	+20.375	102.2
29 74 M. Marcão	Mário Marcão	Datsun 1200	Production	<b>2:28.001</b>	7	8	+21.100	101.7
30 584 P. Abreu	Tomas Pinto Abreu	Datsun 1200	Production	<b>2:28.079</b>	4	6	+21.178	101.7
31 505 C. Lourenço / C. Maciel	Carlos Lourenço	Toyota Starlet	1052	<b>2:28.165</b>	6	7	+21.264	101.6
32 580 P. Reis / P. Costa	Pedro Reis	Datsun 1200	Production	<b>2:28.522</b>	8	8	+21.621	101.4
33 566 J. Posser	João Posser	Datsun 1200	Production	<b>2:28.845</b>	7	8	+21.944	101.1
34 590 P. Gordo / A. Rodrigues	Pedro Mourato Gordo	Datsun 1200	Production	<b>2:28.848</b>	4	8	+21.947	101.1
35 62 J. Neves	João Neves	Datsun 1200	Production	<b>2:28.910</b>	8	8	+22.009	101.1
36 565 L. Santa-Bárbara	Luis Santa-Bárbara	Datsun 1200	Production	<b>2:29.033</b>	7	8	+22.132	101.0
37 96 J. Silva / P. Leitão	João Cavaleiro e Silva	Datsun 1200	Production	<b>2:29.199</b>	2	5	+22.298	100.9
38 577 R. 78	Raffa 78	Datsun 1200	Production	<b>2:29.711</b>	7	8	+22.810	100.6
39 564 C. Maciel / C. Aniceto	Carlos Maciel	Mini Cooper 1000	Mini	<b>2:33.396</b>	3	8	+26.495	98.1
40 503 G. Velasco / J. Mota	Guillermo Velasco	Datsun 1200	Production	<b>2:35.623</b>	3	5	+28.722	96.7
41 42 F. Borreguero / G. Borreguero	Francisco Borreguero	Datsun 1200	Production	<b>2:38.203</b>	6	6	+31.302	95.2
42 3 G. Affonso	Guilherme Affonso	Datsun 1200	Production					
43 190 A. Silva	António Silva	Mini Cooper S MK2	Mini					
44 500 F. Calheiros	Francisco Calheiros	Simca Rallye 3	H81-1300					
45 504 F. Gaspar / F. Gaspar	Fernando Gaspar	Ford Escort RS 2000	H81-2000					
46 509 M. Vistas	Manuel Vistas	Porsche 928	H81-MAX					
47 556 V. Amaral / M. Barata	Veloso Amaral	Hilman Imp	1052					
48 572 L. Ribeiro	Luis Sousa Ribeiro	Jaguar XJS	H81-MAX					

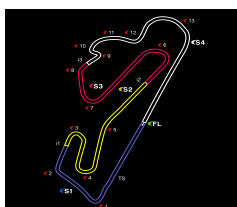
Melhor Tempo: Vlt. 9 João Lopes 2:06.901 118.6 km/h

Momento da publicação: .....

Estado da pista: **SECO**

Diretor de Corrida:	Timekeeper:
---------------------	-------------





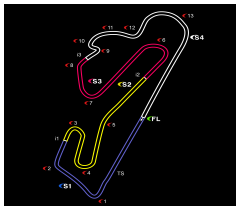
## GROUP 1 PORTUGAL+TROFÉU MINI

### ESTORIL CLASSICS 12 e 13 OUTUBRO 2019

#### Treinos Cronometrados Sessão 1

#### Classificação classe

Nº Pilotos	Concorrente	Carro	Tempo	Vlt.	Total	Dif.	km/h
<b>1052</b>							
1 557 F. Cardoso	Francisco Cardoso	Peugeot 104 ZS	2:22.576	8	8		105.6
2 505 C. Lourenço / C. Maciel	Carlos Lourenço	Toyota Starlet	2:28.165	6	7	+5.589	101.6
3 556 V. Amaral / M. Barata	Veloso Amaral	Hilman Imp					
<b>H71-1600</b>							
1 506 J. Ribeiro / M. Ribeiro	João Miguel Ribeiro	Alfa Romeo Giulia	2:19.359	3	7		108.0
2 545 F. Guerin	François Guerin	BMW 1600 Ti	2:20.378	3	7	+1.019	107.2
<b>H81-1300</b>							
1 500 F. Calheiros	Francisco Calheiros	Simca Rallye 3					
<b>H81-1600</b>							
1 588 R. Pinto / L. Liberal	Rafael Cerveira Pinto	Volkswagen Golf GTI	2:12.977	8	10		113.2
2 502 M. Gaspar	Madalena Gaspar	VW Golf GTI	2:13.143	10	10	+0.166	113.1
3 587 M. Menezes	Manuel Cabral Menezes	VW Golf GTI	2:14.548	9	9	+1.571	111.9
<b>H81-2000</b>							
1 516 J. Lopes / F. Martins	João Diogo Lopes	Ford Escort RS 2000	2:06.901	9	9		118.6
2 508 P. Vieira	Paulo Vieira	Ford Escort RS 2000	2:07.288	4	6	+0.387	118.3
3 501 C. Pedro / R. Pereira	Carlos Dias Pedro	Ford RS 2000	2:08.802	3	8	+1.901	116.9
4 528 H. Nazário	Hugo Nazário	Porsche 924	2:16.156	8	9	+9.255	110.6
5 554 H. Correia / P. Ribeiro	Henrique Correia	Ford Escort RS 2000	2:18.579	4	4	+11.678	108.6
6 524 R. Carvalho	Rui Carvalho	Porsche 924	2:21.795	4	8	+14.894	106.2
7 504 F. Gaspar / F. Gaspar	Fernando Gaspar	Ford Escort RS 2000					
<b>H81-MAX</b>							
1 573 A. Pinheiro	André Castro Pinheiro	Jaguar XJS V12	2:07.434	8	9		118.1
2 595 A. Fresco / J. Fresco	Antonio Fresco	Ford Capri MKIII V6	2:14.377	4	8	+6.943	112.0
3 513 N. Nunes / P. Maso	Nuno Nunes	Porsche 924 Turbo	2:14.720	2	3	+7.286	111.8
4 509 M. Vistas	Manuel Vistas	Porsche 928					
5 572 L. Ribeiro	Luis Sousa Ribeiro	Jaguar XJS					
<b>H-INV</b>							
1 538 R. Moura / P. Black	Rui Moura	VW Golf GTI	2:14.959	8	9		111.6
<b>Mini</b>							
1 48 P. Quirière	Philippe Quirière	Mini Cooper S MK1	2:11.847	4	5		114.2
2 175 F. Soares	Fernando Soares	Mini Cooper S MK1	2:12.069	4	8	+0.222	114.0
3 214 A. Freitas	Alberto Freitas	Mini 1275 GT	2:20.475	4	7	+8.628	107.2
4 11 L. Sepúlveda	Luis Sepúlveda		2:24.291	3	8	+12.444	104.3
5 563 J. Correa / G. Correa	Jorge Correa	Mini Cooper S MK3	2:24.622	7	8	+12.775	104.1
6 9 M. Teixeira / C. Mota	Manuel Moura Teixeira		2:24.952	8	9	+13.105	103.9
7 98 F. Guedes	Francisco Guedes	Mini IMA	2:25.424	3	4	+13.577	103.5
8 28 P. Kalassa	Paulo Kalassa		2:25.797	3	3	+13.950	103.3
9 21 N. Rego / A. Leal	Nelson Rego		2:26.167	2	8	+14.320	103.0
10 16 G. Maso	Piero dal Maso		2:26.974	4	8	+15.127	102.4
11 6 M. Sales / R. Salvada	Miguel Sales		2:27.276	7	8	+15.429	102.2
12 74 M. Marcão	Mário Marcão		2:28.001	7	8	+16.154	101.7
13 62 J. Neves	João Neves		2:28.910	8	8	+17.063	101.1
14 96 J. Silva / P. Leitão	João Cavaleiro e Silva		2:29.199	2	5	+17.352	100.9
15 564 C. Maciel / C. Aniceto	Carlos Maciel	Mini Cooper 1000	2:33.396	3	8	+21.549	98.1
16 42 F. Borreguero / G. Borreguero	Francisco Borreguero		2:38.203	6	6	+26.356	95.2
17 3 G. Affonso	Guilherme Affonso						
18 190 A. Silva	António Silva	Mini Cooper S MK2					
<b>Production Cup</b>							
1 520 F. Freitas	Francisco Freitas	Datsun 1200	2:25.968	4	9		103.1
2 584 P. Abreu	Tomas Pinto Abreu	Datsun 1200	2:28.079	4	6	+2.111	101.7
3 580 P. Reis / P. Costa	Pedro Reis	Datsun 1200	2:28.522	8	8	+2.554	101.4
4 566 J. Posser	João Posser	Datsun 1200	2:28.845	7	8	+2.877	101.1
5 590 P. Gordo / A. Rodrigues	Pedro Mourato Gordo	Datsun 1200	2:28.848	4	8	+2.880	101.1
6 565 L. Santa-Bárbara	Luis Santa-Bárbara	Datsun 1200	2:29.033	7	8	+3.065	101.0
7 577 R. 78	Raffa 78	Datsun 1200	2:29.711	7	8	+3.743	100.6
8 503 G. Velasco / J. Mota	Guillermo Velasco	Datsun 1200	2:35.623	3	5	+9.655	96.7



**GROUP 1 PORTUGAL+TROFEU MINI**  
**ESTORIL CLASSICS 12 e 13 OUTUBRO 2019**  
 Treinos Cronometrados Sessão 1

Classificação classe

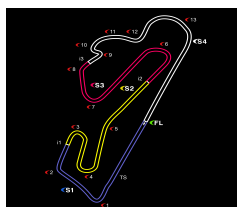
Nº Pilotos	Concorrente	Carro	Tempo	Vlt. Total	Dif.	km/h
------------	-------------	-------	-------	------------	------	------

Momento da publicação: .....

Estado da pista: **SECO**

Diretor de Corrida:	Timekeeper:
---------------------	-------------





# GROUP 1 PORTUGAL+TROFEU MINI

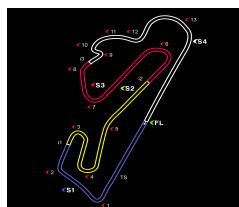
## ESTORIL CLASSICS 12 e 13 OUTUBRO 2019

### Treinos Cronometrados Sessão 1

### Melhores tempos de intermédias

Inter. 1		Inter. 2		Inter. 3		Inter. 4		Volta Ideal	Melhor Volta			
Nº Piloto	Tempo	Nº Piloto	Tempo	Nº Piloto	Tempo	Nº Piloto	Tempo	Nº				
1	573 A.Pinheiro	26.453	516 J.Lopes	31.718	516 J.Lopes	28.985	573 A.Pinheiro	39.345	1	516	2:06.543	2:06.901 (1)
2	516 J.Lopes	26.488	501 C.Pedro	31.902	508 P.Vieira	29.062	516 J.Lopes	39.352	2	573	2:07.101	2:07.434 (3)
3	508 P.Vieira	26.583	508 P.Vieira	32.165	573 A.Pinheiro	29.093	508 P.Vieira	39.478	3	508	2:07.288	2:07.288 (2)
4	501 C.Pedro	26.595	573 A.Pinheiro	32.210	501 C.Pedro	29.561	501 C.Pedro	39.581	4	501	2:07.639	2:08.802 (4)
5	48 P.Quirière	27.249	48 P.Quirière	33.157	175 F.Soaes	29.858	502 M.Gaspar	40.631	5	175	2:11.509	2:12.069 (6)
6	175 F.Soaes	27.278	595 A.Fresco	33.301	502 M.Gaspar	29.965	588 R.Pinto	41.035	6	48	2:11.847	2:11.847 (5)
7	588 R.Pinto	27.499	175 F.Soaes	33.302	588 R.Pinto	30.046	175 F.Soaes	41.071	7	588	2:12.106	2:12.977 (7)
8	513 N.Nunes	27.788	588 R.Pinto	33.526	48 P.Quirière	30.229	513 N.Nunes	41.148	8	502	2:12.347	2:13.143 (8)
9	502 M.Gaspar	27.936	502 M.Gaspar	33.815	538 R.Moura	30.405	48 P.Quirière	41.212	9	595	2:13.605	2:14.377 (9)
10	595 A.Fresco	27.984	587 M.Menezes	34.020	595 A.Fresco	30.546	538 R.Moura	41.525	10	538	2:14.205	2:14.959 (12)
11	587 M.Menezes	28.046	538 R.Moura	34.022	587 M.Menezes	30.726	587 M.Menezes	41.563	11	587	2:14.355	2:14.548 (10)
12	528 H.Nazário	28.171	554 H.Correia	34.103	528 H.Nazário	30.895	595 A.Fresco	41.774	12	513	2:14.720	2:14.720 (11)
13	538 R.Moura	28.253	513 N.Nunes	34.223	506 J.Ribeiro	31.199	528 H.Nazário	42.133	13	528	2:16.015	2:16.156 (13)
14	554 H.Correia	28.747	528 H.Nazário	34.816	214 A.Freitas	31.555	214 A.Freitas	42.489	14	554	2:17.301	2:18.579 (14)
15	506 J.Ribeiro	29.277	545 F.Guerin	34.909	513 N.Nunes	31.561	554 H.Correia	42.556	15	506	2:18.784	2:19.359 (15)
16	524 R.Carvalho	29.358	214 A.Freitas	35.213	554 H.Correia	31.895	506 J.Ribeiro	42.832	16	214	2:19.317	2:20.475 (17)
17	98 F.Guedes	29.548	557 F.Cardoso	35.442	545 F.Guerin	31.964	545 F.Guerin	43.418	17	545	2:20.034	2:20.378 (16)
18	545 F.Guerin	29.743	506 J.Ribeiro	35.476	11 L.Sepúlveda	32.208	557 F.Cardoso	43.475	18	524	2:21.795	2:21.795 (18)
19	11 L.Sepúlveda	29.792	524 R.Carvalho	35.874	524 R.Carvalho	32.241	563 J.Correa	44.195	19	557	2:21.952	2:22.576 (19)
20	214 A.Freitas	30.060	563 J.Correa	36.024	520 F.Freitas	32.418	524 R.Carvalho	44.322	20	11	2:23.364	2:24.291 (20)
21	9 M.Teixeira	30.153	11 L.Sepúlveda	36.650	28 P.Kalassa	32.442	520 F.Freitas	44.577	21	98	2:24.100	2:25.424 (23)
22	21 N.Rego	30.181	98 F.Guedes	36.699	9 M.Teixeira	32.515	11 L.Sepúlveda	44.714	22	563	2:24.265	2:24.622 (21)
23	16 G.Maso	30.329	28 P.Kalassa	36.917	557 F.Cardoso	32.697	21 N.Rego	44.731	23	9	2:24.547	2:24.952 (22)
24	557 F.Cardoso	30.338	9 M.Teixeira	37.110	98 F.Guedes	32.732	9 M.Teixeira	44.769	24	520	2:24.717	2:25.968 (25)
25	520 F.Freitas	30.403	6 M.Sales	37.169	505 C.Lourenço	32.810	28 P.Kalassa	45.056	25	21	2:24.920	2:26.167 (26)
26	6 M.Sales	30.553	21 N.Rego	37.189	21 N.Rego	32.819	98 F.Guedes	45.121	26	28	2:25.605	2:25.797 (24)
27	74 M.Marcão	30.859	520 F.Freitas	37.319	74 M.Marcão	32.893	505 C.Lourenço	45.505	27	16	2:26.871	2:26.974 (27)
28	584 P.Abreu	31.006	96 J.Silva	37.332	566 J.Posser	32.899	16 G.Maso	45.678	28	6	2:27.105	2:27.276 (28)
29	563 J.Correa	31.080	16 G.Maso	37.570	563 J.Correa	32.966	62 J.Neves	45.747	29	74	2:27.685	2:28.001 (29)
30	566 J.Posser	31.134	590 P.Gordo	37.667	62 J.Neves	33.007	580 P.Reis	45.821	30	584	2:27.705	2:28.079 (30)
31	28 P.Kalassa	31.190	584 P.Abreu	37.690	580 P.Reis	33.087	584 P.Abreu	45.837	31	505	2:28.165	2:28.165 (31)
32	590 P.Gordo	31.276	74 M.Marcão	37.706	584 P.Abreu	33.172	96 J.Silva	45.979	32	566	2:28.285	2:28.845 (33)
33	96 J.Silva	31.304	L.Santa-Bárbara	37.986	L.Santa-Bárbara	33.272	6 M.Sales	46.014	33	62	2:28.323	2:28.910 (35)
34	580 P.Reis	31.374	62 J.Neves	37.998	16 G.Maso	33.294	566 J.Posser	46.039	34	580	2:28.522	2:28.522 (32)
35	577 R.78	31.386	566 J.Posser	38.213	6 M.Sales	33.369	577 R.78	46.146	35	96	2:28.525	2:29.199 (37)
36	L.Santa-Bárbara	31.469	580 P.Reis	38.240	577 R.78	33.385	74 M.Marcão	46.227	36	590	2:28.645	2:28.848 (34)
37	505 C.Lourenço	31.512	577 R.78	38.309	590 P.Gordo	33.416	590 P.Gordo	46.286	37	565	2:29.033	2:29.033 (36)
38	62 J.Neves	31.571	505 C.Lourenço	38.338	96 J.Silva	33.910	L.Santa-Bárbara	46.306	38	577	2:29.226	2:29.711 (38)
39	564 C.Maciél	31.860	42 F.Borreguero	39.000	564 C.Maciél	34.094	564 C.Maciél	48.073	39	564	2:33.062	2:33.396 (39)
40	42 F.Borreguero	34.228	564 C.Maciél	39.035	42 F.Borreguero	36.107	42 F.Borreguero	48.364	40	42	2:37.699	2:38.203 (41)



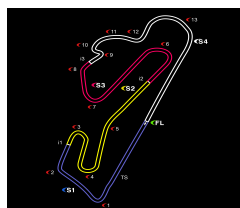


## GROUP 1 PORTUGAL+TROFEU MINI ESTORIL CLASSICS 12 e 13 OUTUBRO 2019 depois de Treinos Cronometrados Sessão 1

### Velocidade máxima do evento

Nº Concorrente	Carro	Classe	Piloto	V.Máx	Vlt.	Sessão
573	André Castro Pinheiro	Jaguar XJS V12	H81-MAX	<b>André Pinheiro</b>	<b>198.5</b>	8 Treinos Cronometrados
516	João Diogo Lopes	Ford Escort RS 2000	H81-2000	<b>João Lopes</b>	<b>197.1</b>	9 Treinos Cronometrados
501	Carlos Dias Pedro	Ford RS 2000	H81-2000	<b>Carlos Pedro</b>	<b>194.3</b>	6 Treinos Cronometrados
508	Paulo Vieira	Ford Escort RS 2000	H81-2000	<b>Paulo Vieira</b>	<b>194.3</b>	4 Treinos Cronometrados
513	Nuno Nunes	Porsche 924 Turbo	H81-Max	<b>Nuno Nunes</b>	<b>189.9</b>	2 Treinos Cronometrados
595	Antonio Fresco	Ford Capri MKIII V6	H81-Max	<b>Antonio Fresco</b>	<b>185.5</b>	8 Treinos Cronometrados
48	Philippe Quirière	Mini Cooper S MK1	Mini	<b>Philippe Quirière</b>	<b>183.6</b>	3 Treinos Cronometrados
175	Fernando Soares	Mini Cooper S MK1	Mini	<b>Fernando Soares</b>	<b>182.7</b>	4 Treinos Cronometrados
588	Rafael Cerveira Pinto	Volkswagen Golf GTi	H81-1600	<b>Rafael Pinto</b>	<b>181.8</b>	5 Treinos Cronometrados
528	Hugo Nazário	Porsche 924	H81-2000	<b>Hugo Nazário</b>	<b>181.2</b>	8 Treinos Cronometrados
587	Manuel Cabral Menezes	VW Golf GTI	H81-1600	<b>Manuel Menezes</b>	<b>178.8</b>	9 Treinos Cronometrados
538	Rui Moura	VW Golf GTI	H-INV	<b>Rui Moura</b>	<b>177.1</b>	8 Treinos Cronometrados
502	Madalena Gaspar	VW Golf GTI	H81-1600	<b>Madalena Gaspar</b>	<b>176.5</b>	8 Treinos Cronometrados
545	François Guérin	BMW 1600 Ti	H71-1600	<b>François Guérin</b>	<b>172.1</b>	5 Treinos Cronometrados
98	Francisco Guedes	Mini IMA	Mini	<b>Francisco Guedes</b>	<b>172.1</b>	3 Treinos Cronometrados
506	João Miguel Ribeiro	Alfa Romeo Giulia	H71-1600	<b>João Ribeiro</b>	<b>171.6</b>	3 Treinos Cronometrados
524	Rui Carvalho	Porsche 924	H81-2000	<b>Rui Carvalho</b>	<b>169.2</b>	7 Treinos Cronometrados
554	Henrique Correia	Ford Escort RS 2000	H81-2000	<b>Henrique Correia</b>	<b>167.2</b>	3 Treinos Cronometrados
557	Francisco Cardoso	Peugeot 104 ZS	1052	<b>Francisco Cardoso</b>	<b>159.0</b>	3 Treinos Cronometrados
214	Alberto Freitas	Mini 1275 GT	Mini	<b>Alberto Freitas</b>	<b>156.9</b>	5 Treinos Cronometrados
28	Paulo Kalassa		Mini	<b>Paulo Kalassa</b>	<b>155.4</b>	3 Treinos Cronometrados
21	Nelson Rego		Mini	<b>Nelson Rego</b>	<b>155.2</b>	4 Treinos Cronometrados
96	João Cavaleiro e Silva		Mini	<b>João Silva</b>	<b>154.9</b>	3 Treinos Cronometrados
11	Luis Sepúlveda		Mini	<b>Luis Sepúlveda</b>	<b>154.3</b>	2 Treinos Cronometrados
6	Miguel Sales		Mini	<b>Miguel Sales</b>	<b>153.4</b>	4 Treinos Cronometrados
62	João Neves		Mini	<b>João Neves</b>	<b>153.4</b>	7 Treinos Cronometrados
9	Manuel Moura Teixeira		Mini	<b>Manuel Teixeira</b>	<b>153.4</b>	2 Treinos Cronometrados
16	Piero dal Maso		Mini	<b>Guilherme Maso</b>	<b>152.8</b>	4 Treinos Cronometrados
520	Francisco Freitas	Datsun 1200	Production Cup	<b>Francisco Freitas</b>	<b>150.7</b>	9 Treinos Cronometrados
577	Raffa 78	Datsun 1200	Production Cup	<b>Raffa 78</b>	<b>150.7</b>	7 Treinos Cronometrados
590	Pedro Mourato Gordo	Datsun 1200	Production Cup	<b>Pedro Gordo</b>	<b>148.9</b>	3 Treinos Cronometrados
74	Mário Marcão		Mini	<b>Mário Marcão</b>	<b>148.7</b>	7 Treinos Cronometrados
584	Tomas Pinto Abreu	Datsun 1200	Production Cup	<b>Pinto Abreu</b>	<b>148.5</b>	5 Treinos Cronometrados
566	João Posser	Datsun 1200	Production Cup	<b>João Posser</b>	<b>146.7</b>	3 Treinos Cronometrados
580	Pedro Reis	Datsun 1200	Production Cup	<b>Pedro Reis</b>	<b>145.1</b>	6 Treinos Cronometrados
565	Luis Santa-Bárbara	Datsun 1200	Production Cup	<b>Luis Santa-Bárbara</b>	<b>144.9</b>	8 Treinos Cronometrados
505	Carlos Lourenço	Toyota Starlet	1052	<b>Carlos Lourenço</b>	<b>143.1</b>	7 Treinos Cronometrados
564	Carlos Maciel	Mini Cooper 1000	Mini	<b>Carlos Maciel</b>	<b>142.1</b>	4 Treinos Cronometrados
563	Jorge Correa	Mini Cooper S MK3	Mini	<b>Jorge Correa</b>	<b>140.3</b>	7 Treinos Cronometrados
42	Francisco Borreguero		Mini	<b>Francisco Borreguero</b>	<b>137.7</b>	6 Treinos Cronometrados



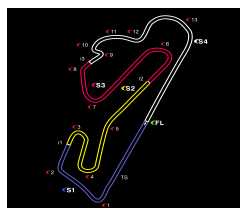


## GROUP 1 PORTUGAL+TROFEU MINI ESTORIL CLASSICS 12 e 13 OUTUBRO 2019 depois de Treinos Cronometrados Sessão 1

### Velocidade máxima do evento

Nº Concorrente	Carro	Piloto	V.Máx	Vit.	Sessão
<b>Mini</b>					
48	Philippe Quirière	Mini Cooper S MK1	Philippe Quirière	183.6	3 Treinos Cronometrados Sessão 1
175	Fernando Soares	Mini Cooper S MK1	Fernando Soares	182.7	4 Treinos Cronometrados Sessão 1
98	Francisco Guedes	Mini IMA	Francisco Guedes	172.1	3 Treinos Cronometrados Sessão 1
214	Alberto Freitas	Mini 1275 GT	Alberto Freitas	156.9	5 Treinos Cronometrados Sessão 1
28	Paulo Kalassa		Paulo Kalassa	155.4	3 Treinos Cronometrados Sessão 1
21	Nelson Rego		Nelson Rego	155.2	4 Treinos Cronometrados Sessão 1
96	João Cavaleiro e Silva		João Silva	154.9	3 Treinos Cronometrados Sessão 1
11	Luis Sepúlveda		Luis Sepúlveda	154.3	2 Treinos Cronometrados Sessão 1
6	Miguel Sales		Miguel Sales	153.4	4 Treinos Cronometrados Sessão 1
62	João Neves		João Neves	153.4	7 Treinos Cronometrados Sessão 1
9	Manuel Moura Teixeira		Manuel Teixeira	153.4	2 Treinos Cronometrados Sessão 1
16	Piero dal Maso		Guilherme Maso	152.8	4 Treinos Cronometrados Sessão 1
74	Mário Marcão		Mário Marcão	148.7	7 Treinos Cronometrados Sessão 1
564	Carlos Maciel	Mini Cooper 1000	Carlos Maciel	142.1	4 Treinos Cronometrados Sessão 1
563	Jorge Correa	Mini Cooper S MK3	Jorge Correa	140.3	7 Treinos Cronometrados Sessão 1
42	Francisco Borreguero		Francisco Borreguero	137.7	6 Treinos Cronometrados Sessão 1
<b>H81-2000</b>					
516	João Diogo Lopes	Ford Escort RS 2000	João Lopes	197.1	9 Treinos Cronometrados Sessão 1
501	Carlos Dias Pedro	Ford RS 2000	Carlos Pedro	194.3	6 Treinos Cronometrados Sessão 1
508	Paulo Vieira	Ford Escort RS 2000	Paulo Vieira	194.3	4 Treinos Cronometrados Sessão 1
528	Hugo Nazário	Porsche 924	Hugo Nazário	181.2	8 Treinos Cronometrados Sessão 1
524	Rui Carvalho	Porsche 924	Rui Carvalho	169.2	7 Treinos Cronometrados Sessão 1
554	Henrique Correia	Ford Escort RS 2000	Henrique Correia	167.2	3 Treinos Cronometrados Sessão 1
<b>H81-1600</b>					
588	Rafael Cerveira Pinto	Volkswagen Golf GTi	Rafael Pinto	181.8	5 Treinos Cronometrados Sessão 1
587	Manuel Cabral Menezes	VW Golf GTI	Manuel Menezes	178.8	9 Treinos Cronometrados Sessão 1
502	Madalena Gaspar	VW Golf GTI	Madalena Gaspar	176.5	8 Treinos Cronometrados Sessão 1
<b>1052</b>					
557	Francisco Cardoso	Peugeot 104 ZS	Francisco Cardoso	159.0	3 Treinos Cronometrados Sessão 1
505	Carlos Lourenço	Toyota Starlet	Carlos Lourenço	143.1	7 Treinos Cronometrados Sessão 1
<b>H71-1600</b>					
545	François Guerin	BMW 1600 Ti	François Guerin	172.1	5 Treinos Cronometrados Sessão 1
506	João Miguel Ribeiro	Alfa Romeo Giulia	João Ribeiro	171.6	3 Treinos Cronometrados Sessão 1
<b>H-INV</b>					
538	Rui Moura	VW Golf GTI	Rui Moura	177.1	8 Treinos Cronometrados Sessão 1
<b>H81-MAX</b>					
573	André Castro Pinheiro	Jaguar XJS V12	André Pinheiro	198.5	8 Treinos Cronometrados Sessão 1



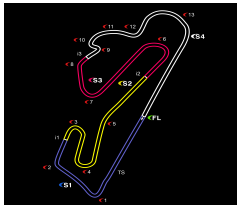


## GROUP 1 PORTUGAL+TROFEU MINI ESTORIL CLASSICS 12 e 13 OUTUBRO 2019 depois de Treinos Cronometrados Sessão 1

### Velocidade máxima do evento

Nº Concorrente	Carro	Piloto	V.Máx	Vit.	Sessão
513 Nuno Nunes	Porsche 924 Turbo	Nuno Nunes	189.9	2	Treinos Cronometrados Sessão 1
595 Antonio Fresco	Ford Capri MKIII V6	Antonio Fresco	185.5	8	Treinos Cronometrados Sessão 1
<b>Production Cup</b>					
520 Francisco Freitas	Datsun 1200	Francisco Freitas	150.7	9	Treinos Cronometrados Sessão 1
577 Raffa 78	Datsun 1200	Raffa 78	150.7	7	Treinos Cronometrados Sessão 1
590 Pedro Mourato Gordo	Datsun 1200	Pedro Gordo	148.9	3	Treinos Cronometrados Sessão 1
584 Tomas Pinto Abreu	Datsun 1200	Pinto Abreu	148.5	5	Treinos Cronometrados Sessão 1
566 João Posser	Datsun 1200	João Posser	146.7	3	Treinos Cronometrados Sessão 1
580 Pedro Reis	Datsun 1200	Pedro Reis	145.1	6	Treinos Cronometrados Sessão 1
565 Luis Santa-Bárbara	Datsun 1200	Luis Santa-Bárbara	144.9	8	Treinos Cronometrados Sessão 1





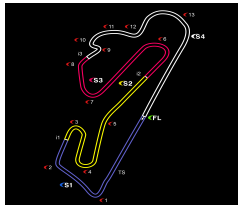
## GROUP 1 PORTUGAL+TROFEU MINI ESTORIL CLASSICS 12 e 13 OUTUBRO 2019 Treinos Cronometrados Sessão 1

Seqüência de voltas mais rápidas

Decorrido	Nº Concorrente	Carro	Classe	Piloto	Tempo	km/h	Vit.	
4:40.841	501	Carlos Dias Pedro	Ford RS 2000	H81-2000	<b>Carlos Pedro</b>	<b>2:08.819</b>	116.9	2
4:43.490	516	João Diogo Lopes	Ford Escort RS 2000	H81-2000	<b>João Lopes</b>	<b>2:07.854</b>	117.8	2
6:50.637	516	João Diogo Lopes	Ford Escort RS 2000	H81-2000	<b>João Lopes</b>	<b>2:07.147</b>	118.4	3
33:09.806	516	João Diogo Lopes	Ford Escort RS 2000	H81-2000	<b>João Lopes</b>	<b>2:06.901</b>	118.6	9







# GROUP 1 PORTUGAL+TROFEU MINI ESTORIL CLASSICS 12 e 13 OUTUBRO 2019

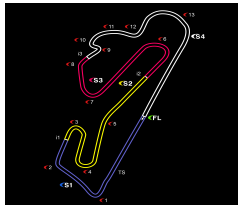
## Treinos Cronometrados Sessão 1

### Volta por volta

■ Melhor marca pessoal ■ Melhor da sessão B Cruzando a linha de chegada para o pit lan

Vlt.	Tempo	Inter. 1	Inter. 2	Inter. 3	V.Máx	Decorrido	Vlt.	Tempo	Inter. 1	Inter. 2	Inter. 3	V.Máx	Decorrido
<b>6</b>	<b>Miguel Sales</b> 1.Miguel Sales 2.Rui Salvada Mini						<b>28</b>	<b>Paulo Kalassa</b> 1.Paulo Kalassa Mini					
1	3:56.406	1:47.934	44.168	35.926		3:56.406	1	3:17.125	1:13.303	40.441	35.737		3:17.125
2	2:29.167	31.295	37.410	33.904	148.9	6:25.573	2	2:27.476	31.324	37.566	33.530	147.9	5:44.601
3	2:29.701	<b>30.553</b>	37.811	34.708	153.2	8:55.274	3	<b>2:25.797</b>	<b>31.190</b>	<b>36.917</b>	<b>32.442</b>	155.4	8:10.398
4	2:29.733	31.690	37.353	33.676	153.4	11:25.007							
5	3:29.421	B 35.841	53.307	45.794	152.6	14:54.428							
6	12:31.807	...	38.641	33.555		27:26.234	<b>42</b>	<b>Francisco Borreguero</b> 1.Francisco Borreguero 2.Guillermo Borreguero Mini					
7	<b>2:27.276</b>	30.724	<b>37.169</b>	<b>33.369</b>	153.4	29:53.510	1	9:03.074	6:41.554	47.257	41.216		9:03.074
8	2:27.964	30.651	37.306	33.640	152.6	32:21.474	2	2:48.855	36.515	42.060	39.937	126.6	11:51.929
							3	3:37.132	B 45.099	53.681	44.213	90.1	15:29.061
							4	11:43.030	9:36.350	40.142	37.441		27:12.090
							5	2:40.231	34.769	40.978	<b>36.107</b>	131.1	29:52.321
							6	<b>2:38.203</b>	<b>34.228</b>	<b>39.000</b>	36.611	137.7	32:30.524
							<b>48</b>	<b>Philippe Quirière</b> 1.Philippe Quirière Mini Cooper S MK1 Mini					
							1	3:34.451	1:35.266	38.190	34.912		3:34.451
							2	2:16.689	27.997	35.127	31.944	172.7	5:51.140
							3	2:12.911	27.311	33.561	30.732	183.6	8:04.051
							4	<b>2:11.847</b>	<b>27.249</b>	<b>33.157</b>	<b>30.229</b>	181.8	10:15.898
							5	2:52.505	B 29.302	39.628	36.305	182.1	13:08.403
							<b>62</b>	<b>João Neves</b> 1.João Neves Mini					
							1	3:51.841	1:41.529	40.976	39.532		3:51.841
							2	2:33.408	33.939	38.377	34.226	137.5	6:25.249
							3	2:32.675	32.168	38.908	34.502	148.5	8:57.924
							4	2:33.014	33.429	38.363	34.295	145.7	11:30.938
							5	3:35.179	B 33.796	54.945	48.147	148.7	15:06.117
							6	11:50.734	9:50.661	39.139	33.841		26:56.850
							7	2:29.377	31.571	38.410	<b>33.007</b>	153.4	29:26.227
							8	<b>2:28.910</b>	32.053	<b>37.998</b>	33.112	150.5	31:55.137
							<b>74</b>	<b>Mário Marcão</b> 1.Mário Marcão Mini					
							1	4:16.878	2:04.454	44.664	39.224		4:16.878
							2	2:43.123	32.398	38.722	43.257	147.9	7:00.001
							3	2:34.533	32.863	38.804	34.542	146.7	9:34.534
							4	2:34.617	31.355	38.773	34.354	146.3	12:09.151
							5	3:42.236	B 45.635	45.166	45.050	79.9	15:51.387
							6	11:20.317	9:15.366	39.525	37.226		27:11.703
							7	<b>2:28.001</b>	<b>30.859</b>	<b>37.706</b>	<b>32.893</b>	148.7	29:39.704
							8	2:28.359	30.894	38.025	33.213	145.9	32:08.063
							<b>96</b>	<b>João Cavaleiro e Silva</b> 1.João Silva 2.Paulo Leitão Mini					
							1	3:23.012	1:20.899	38.426	34.176		3:23.012
							2	<b>2:29.199</b>	31.965	<b>37.332</b>	<b>33.910</b>	141.0	5:52.211
							3	2:29.672	<b>31.304</b>	37.379	34.988	154.9	8:21.883
							4	2:37.274	32.958	43.864	34.473	138.2	10:59.157
							5	3:12.777	B 31.314	41.546	43.706	151.7	14:11.934
							<b>98</b>	<b>Francisco Guedes</b> 1.Francisco Guedes Mini IMA Mini					





# GROUP 1 PORTUGAL+TROFEU MINI

## ESTORIL CLASSICS 12 e 13 OUTUBRO 2019

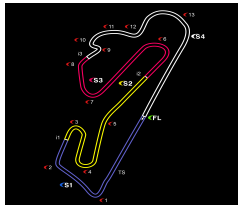
### Treinos Cronometrados Sessão 1

Volta por volta

■ Melhor marca pessoal ■ Melhor da sessão B Cruzando a linha de chegada para o pit lan

Vlt.	Tempo	Inter. 1	Inter. 2	Inter. 3	V.Máx	Decorrido	Vlt.	Tempo	Inter. 1	Inter. 2	Inter. 3	V.Máx	Decorrido
<b>175</b> Fernando Soares 1. Fernando Soares Mini Cooper S MK1 Mini													
1	3:22.459	1:23.112	38.026	33.680		3:22.459							
2	2:19.001	30.381	33.965	31.414	159.7	5:41.460							
3	2:12.675	27.929	33.580	30.095	174.9	7:54.135							
4	<b>2:12.069</b>	<b>27.278</b>	<b>33.302</b>	29.917	182.7	10:06.204							
5	2:35.927B	29.519	36.200	32.000	180.3	12:42.131							
6	14:04.994	...	34.635	31.696		26:47.124							
7	2:12.736	28.091	33.512	30.008	177.7	28:59.860							
8	2:12.653	27.996	33.489	<b>29.858</b>	178.5	31:12.513							
<b>214</b> Alberto Freitas 1. Alberto Freitas Mini 1275 GT Mini													
1	3:36.888	1:33.401	38.933	35.653		3:36.888							
2	2:26.986	31.841	36.069	33.706	137.5	6:03.874							
3	2:21.478	30.438	<b>35.213</b>	32.351	148.1	8:25.352							
4	<b>2:20.475</b>	<b>30.060</b>	36.318	<b>31.555</b>	156.3	10:45.827							
5	3:03.409B	31.333	37.322	40.714	156.9	13:49.236							
6	13:24.023B	...	40.890	38.491		27:13.258							
7	6:37.282	4:46.772	35.593	32.428		33:50.540							
<b>501</b> Carlos Dias Pedro 1. Carlos Pedro 2. Ricardo Pereira Ford RS 2000 H81-2000													
1	2:32.022	39.150	40.929	31.665		2:32.022							
2	2:08.819	26.947	<b>31.902</b>	29.827	187.0	4:40.841							
3	<b>2:08.802</b>	26.770	32.002	29.880	192.6	6:49.643							
4	2:08.830	<b>26.595</b>	31.940	29.679	188.3	8:58.473							
5	2:09.350	27.393	32.815	<b>29.561</b>	188.3	11:07.823							
6	2:55.975B	26.922	37.418	35.367	194.3	14:03.798							
7	14:08.398	...	33.015	30.054		28:12.195							
8	2:10.827	27.916	32.124	29.697	181.5	30:23.022							
<b>502</b> Madalena Gaspar 1. Madalena Gaspar VW Golf GTI H81-1600													
1	2:59.779	1:06.050	37.311	33.725		2:59.779							
2	2:15.518	28.222	34.025	31.668	174.9	5:15.297							
3	2:15.114	29.289	<b>33.815</b>	<b>29.965</b>	174.0	7:30.411							
4	2:13.715	<b>27.936</b>	33.859	30.205	172.9	9:44.126							
5	2:15.763	28.040	33.948	30.209	175.7	11:59.889							
6	3:43.009B	42.268	54.754	44.773	102.4	15:42.898							
7	10:52.752	8:57.136	37.814	33.320		26:35.649							
8	2:14.669	29.111	33.834	30.168	176.5	28:50.318							
9	2:16.193	30.185	34.041	30.380	163.0	31:06.511							
10	<b>2:13.143</b>	28.239	34.127	30.146	172.9	33:19.654							
<b>503</b> Guillermo Velasco 1. Guillermo Velasco 2. Javier Mota Datsun 1200 Production Cup													
1	3:41.444					3:41.444							
2	2:36.883					6:18.327							
3	<b>2:35.623</b>					8:53.950							
4	2:39.193					11:33.143							
5	3:45.312B					15:18.455							
<b>505</b> Carlos Lourenço 1. Carlos Lourenço 2. Carlos Maciel Toyota Starlet 1052													
1	4:14.332					4:14.332							
2	2:37.352					6:51.684							
3	2:29.569					9:21.253							
4	6:20.370B					15:41.623							
5	11:09.525	9:09.450	39.079	34.001		26:51.147							
6	<b>2:28.165</b>	<b>31.512</b>	<b>38.338</b>	<b>32.810</b>	140.0	29:19.312							
7	2:36.065	31.759	39.518	34.305	143.1	31:55.377							
<b>506</b> João Miguel Ribeiro 1. João Ribeiro 2. Miguel Ribeiro Alfa Romeo Giulia H71-1600													
1	6:08.356	4:13.972	37.300	33.301		6:08.356							
2	2:22.460	29.696	35.648	32.178	167.9	8:30.816							
3	<b>2:19.359</b>	<b>29.277</b>	<b>35.476</b>	31.720	171.6	10:50.175							
4	3:00.749B	29.641	36.985	42.811	170.8	13:50.924							
5	12:34.896	...	35.719	<b>31.199</b>		26:25.819							
6	2:23.865	31.246	35.576	33.678	164.4	28:49.684							
7	2:20.582	30.303	35.814	31.633	164.2	31:10.266							
<b>508</b> Paulo Vieira 1. Paulo Vieira Ford Escort RS 2000 H81-2000													
1	2:46.376B	45.298	40.011	32.862		2:46.376							
2	2:47.121	57.842	34.520	32.293		5:33.497							
3	2:09.200	27.627	32.373	29.522	183.9	7:42.697							
4	<b>2:07.288</b>	<b>26.583</b>	<b>32.165</b>	<b>29.062</b>	194.3	9:49.985							
5	2:20.592	28.091	36.313	33.543	182.7	12:10.577							
6	3:38.017B	42.892	45.170	45.320	82.9	15:48.594							
<b>513</b> Nuno Nunes 1. Nuno Nunes 2. Piero Maso Porsche 924 Turbo H81-Max													
1	3:29.882	1:27.791	41.646	35.046		3:29.882							
2	<b>2:14.720</b>	<b>27.788</b>	<b>34.223</b>	<b>31.561</b>	189.9	5:44.602							
3	3:16.192B	28.219	34.994	50.634	188.3	9:00.794							
<b>516</b> João Diogo Lopes 1. João Lopes 2. Filipe Martins Ford Escort RS 2000 H81-2000													
1	2:35.636	48.723	35.265	31.304		2:35.636							
2	2:07.854	26.743	32.053	29.343	192.3	4:43.490							
3	2:07.147	26.570	31.922	29.303	195.0	6:50.637							
4	2:24.526B	<b>26.488</b>	32.208	31.527	188.6	9:15.163							
5	5:41.082B	2:56.965	47.650	42.005		14:56.245							
6	11:42.061	9:56.846	35.228	29.965		26:38.305							
7	2:13.343	27.976	32.828	31.968	195.0	28:51.648							
8	2:11.257	27.483	32.040	31.383	188.6	31:02.905							
9	<b>2:06.901</b>	26.673	<b>31.718</b>	<b>28.985</b>	197.1	33:09.806							
<b>520</b> Francisco Freitas 1. Francisco Freitas Datsun 1200 Production Cup													
1	2:45.117	40.178	42.381	36.375		2:45.117							
2	2:28.397	31.627	38.281	33.441	146.7	5:13.514							
3	2:28.508	32.002	38.021	33.384	147.7	7:42.022							
4	<b>2:25.968</b>	<b>30.403</b>	37.940	32.589	149.3	10:07.990							
5	2:49.476B	31.525	37.528	32.581	150.1	12:57.466							
6	13:20.058	...	38.141	32.876		26:17.523							
7	2:26.826	30.711	38.195	32.644	147.7	28:44.349							





# GROUP 1 PORTUGAL+TROFEU MINI ESTORIL CLASSICS 12 e 13 OUTUBRO 2019

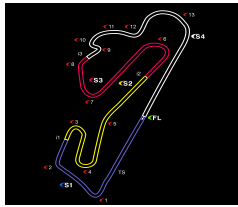
## Treinos Cronometrados Sessão 1

### Volta por volta

■ Melhor marca pessoal ■ Melhor da sessão B Cruzando a linha de chegada para o pit lan

Vlt.	Tempo	Inter. 1	Inter. 2	Inter. 3	V.Máx	Decorrido	Vlt.	Tempo	Inter. 1	Inter. 2	Inter. 3	V.Máx	Decorrido
<b>524</b> Rui Carvalho 1.Rui Carvalho Porsche 924 H81-2000							1	4:06.483	1:45.139	49.887	40.148		4:06.483
8	2:26.578	30.833	37.339	33.499	145.9	31:10.927	2	2:30.236	35.084	36.407	33.715	139.4	6:36.719
9	2:26.034	31.720	<b>37.319</b>	<b>32.418</b>	150.7	33:36.961	3	2:25.572	<b>30.338</b>	35.919	33.162	159.0	9:02.291
1	3:16.304	1:12.714	40.655	35.459		3:16.304	4	2:24.896	30.753	36.419	33.556	150.3	11:27.187
2	2:25.184	31.292	36.460	33.075	149.3	5:41.488	5	3:24.300	B 34.043	53.480	45.988	158.0	14:51.487
3	2:22.699	29.376	36.103	32.314	167.2	8:04.187	6	12:29.441	...	37.494	33.566		27:20.927
4	<b>2:21.795</b>	<b>29.358</b>	<b>35.874</b>	<b>32.241</b>	168.2	10:25.982	7	2:28.187	32.275	35.873	35.188	148.5	29:49.114
5	3:08.255	B 31.208	37.776	41.214	165.7	13:34.237	8	<b>2:22.576</b>	30.962	<b>35.442</b>	<b>32.697</b>	151.9	32:11.690
6	13:26.538	...	37.930	33.301		27:00.774							
7	2:24.928	30.606	36.716	32.758	169.2	29:25.702							
8	2:24.558	30.318	37.170	32.519	161.8	31:50.260							
<b>528</b> Hugo Nazário 1.Hugo Nazário Porsche 924 H81-2000							1	4:11.553	2:01.026	43.558	39.229		4:11.553
1	3:32.544	1:34.492	36.746	33.979		3:32.544	2	2:36.880	35.872	37.980	36.133	113.9	6:48.433
2	2:19.941	29.300	35.297	32.802	166.2	5:52.485	3	2:28.560	32.134	37.243	34.229	127.4	9:16.993
3	2:19.486	29.633	35.257	32.155	161.5	8:11.971	4	2:34.318	31.590	40.468	36.992	140.0	11:51.311
4	2:19.642	29.618	35.096	32.054	156.7	10:31.613	5	3:31.064	B 42.894	52.425	45.323	107.7	15:22.375
5	3:03.711	B 30.200	36.004	39.103	172.9	13:35.324	6	11:33.722	9:39.078	36.929	<b>32.966</b>		26:56.096
6	13:01.524	...	38.646	36.617		26:36.847	7	<b>2:24.622</b>	<b>31.080</b>	<b>36.024</b>	33.169	140.3	29:20.718
7	2:19.602	28.307	36.773	32.336	178.8	28:56.449	8	2:27.865	32.833	36.906	33.931	138.6	31:48.583
8	<b>2:16.156</b>	<b>28.171</b>	<b>34.816</b>	<b>30.895</b>	181.2	31:12.605							
9	2:17.247	28.949	35.169	30.996	176.0	33:29.852							
<b>538</b> Rui Moura 1.Rui Moura 2.Pedro Black VW Golf GTI H-INV							1	4:06.198	1:58.516	42.140	35.867		4:06.198
1	3:21.986	1:25.229	36.219	33.918		3:21.986	2	2:35.298	33.206	39.519	<b>34.094</b>	134.5	6:41.496
2	2:16.038	28.446	34.927	30.766	170.5	5:38.024	3	<b>2:33.396</b>	<b>31.860</b>	<b>39.035</b>	34.254	139.4	9:14.892
3	2:15.977	28.744	34.451	30.769	170.3	7:54.001	4	2:38.205	33.034	41.497	35.601	142.1	11:53.097
4	2:15.097	28.735	<b>34.022</b>	30.456	170.3	10:09.098	5	3:48.553	B 48.648	54.129	44.892	89.9	15:41.650
5	2:40.843	B 29.709	34.361	31.481	165.7	12:49.941	6	11:48.659	9:42.554	41.439	35.603		27:30.308
6	13:26.329	...	34.749	30.902		26:16.269	7	2:45.692	41.637	40.690	34.839	124.8	30:16.000
7	2:15.769	28.876	34.321	30.413	173.8	28:32.038	8	2:34.965	32.728	39.133	34.608	135.0	32:50.965
8	<b>2:14.959</b>	28.268	34.761	<b>30.405</b>	177.1	30:46.997							
9	2:16.409	<b>28.253</b>	34.655	31.300	176.0	33:03.406							
<b>545</b> François Guerin 1.François Guerin BMW 1600 Ti H71-1600							1	4:06.198	1:58.516	42.140	35.867		4:06.198
1	2:56.151	59.483	37.467	34.006		2:56.151	2	2:32.658	32.157	39.182	34.473	144.6	5:58.105
2	2:22.591	29.887	35.257	32.017	169.5	5:18.742	3	2:32.419	32.607	38.776	34.060	143.4	8:30.524
3	<b>2:20.378</b>	29.783	<b>34.909</b>	<b>31.964</b>	166.4	7:39.120	4	2:30.504	31.941	38.691	33.475	143.4	11:01.028
4	2:21.382	<b>29.743</b>	35.920	32.301	171.1	10:00.502	5	3:14.826	B 31.960	44.558	43.528	143.1	14:15.854
5	2:53.831	B 30.891	42.665	33.476	172.1	12:54.333	6	12:34.040	...	38.863	33.885		26:49.893
6	13:31.679	...	35.551	32.417		26:26.011	7	<b>2:29.033</b>	<b>31.469</b>	<b>37.986</b>	<b>33.272</b>	144.2	29:18.926
7	2:22.626	30.660	35.385	33.045	171.6	28:48.637	8	2:30.887	31.638	38.620	33.687	144.9	31:49.813
<b>554</b> Henrique Correia 1.Henrique Correia 2.Paulo Ribeiro Ford Escort RS 2000 H81-2000							1	4:06.198	1:58.516	42.140	35.867		4:06.198
1	2:47.728	52.878	37.262	33.820		2:47.728	2	2:30.064	32.065	38.297	33.529	145.3	5:51.093
2	2:20.545	29.882	34.713	33.361	162.7	5:08.273	3	2:29.752	31.669	38.235	33.505	146.7	8:20.845
3	2:22.427	<b>28.747</b>	36.818	33.127	167.2	7:30.700	4	2:29.171	31.168	38.550	33.414	143.8	10:50.016
4	<b>2:18.579</b>	30.025	<b>34.103</b>	<b>31.895</b>	157.8	9:49.279	5	3:09.084	B 32.041	38.771	41.927	146.1	13:59.100
							6	12:55.279	...	39.503	33.772		26:54.378
							7	<b>2:28.845</b>	31.272	38.440	<b>32.899</b>	146.5	29:23.223
							8	2:29.318	<b>31.134</b>	<b>38.213</b>	33.762	146.3	31:52.541
<b>557</b> Francisco Cardoso 1.Francisco Cardoso Peugeot 104 ZS 1052							1	4:06.198	1:58.516	42.140	35.867		4:06.198
1	3:42.172	1:44.998	37.452	36.449		3:42.172	2	2:19.055	31.041	33.130	33.069	151.5	6:01.227
2	2:19.055	31.041	33.130	33.069	151.5	6:01.227							





# GROUP 1 PORTUGAL+TROFEU MINI ESTORIL CLASSICS 12 e 13 OUTUBRO 2019

## Treinos Cronometrados Sessão 1

### Volta por volta

■ Melhor marca pessoal ■ Melhor da sessão B Cruzando a linha de chegada para o pit lan

Vlt.	Tempo	Inter. 1	Inter. 2	Inter. 3	V.Máx	Decorrido	Vlt.	Tempo	Inter. 1	Inter. 2	Inter. 3	V.Máx	Decorrido
3	2:10.746	27.815	33.334	29.998	166.4	8:11.973	5	2:14.477	27.540	34.239	30.859	181.8	11:52.983
4	2:12.450	27.214	34.022	30.687	167.2	10:24.423	6	3:32.268 B	42.995	53.465	43.997	110.2	15:25.251
5	2:51.025 B	29.426	36.240	33.198	163.0	13:15.448	7	11:25.080	9:36.382	34.903	32.045		26:50.330
6	13:17.508	...	36.169	33.439		26:32.955	8	2:12.977	27.816	33.731	30.395	181.2	29:03.307
7	2:10.081	27.305	32.930	30.482	179.4	28:43.036	9	2:13.482	28.055	33.526	30.046	180.6	31:16.789
8	2:07.434	26.786	32.210	29.093	198.5	30:50.470	10	2:13.002	27.499	33.566	30.680	181.8	33:29.791
9	2:10.695	26.453	32.270	32.388	197.1	33:01.165							

**577** **Raffa 78** Datsun 1200 Production Cup  
1.Raffa 78

1	3:52.664	1:48.460	42.087	35.243		3:52.664
2	2:30.159	31.448	38.658	33.555	148.9	6:22.823
3	2:34.070	31.753	39.100	36.252	146.7	8:56.893
4	2:31.222	31.986	38.813	33.845	146.3	11:28.115
5	3:27.301 B	33.556	54.664	44.994	147.1	14:55.416
6	12:31.566	...	39.374	34.772		27:26.981
7	2:29.711	31.400	38.780	33.385	150.7	29:56.692
8	2:29.938	31.386	38.309	33.849	147.7	32:26.630

**580** **Pedro Reis** Datsun 1200 Production Cup  
1.Pedro Reis  
2.Paulo Costa

1	3:18.133	1:04.148	43.512	37.094		3:18.133
2	2:51.794	38.307	44.417	36.484	119.0	6:09.927
3	2:45.516	34.765	43.136	36.167	126.2	8:55.443
4	2:51.706 B	35.150	42.637	36.751	125.5	11:47.149
5	14:38.957	...	40.184	34.091		26:26.105
6	2:30.566	32.095	38.576	33.555	145.1	28:56.671
7	2:30.249	31.880	38.930	33.404	144.9	31:26.920
8	2:28.522	31.374	38.240	33.087	143.8	33:55.442

**584** **Tomas Pinto Abreu** Datsun 1200 Production Cup  
1.Pinto Abreu

1	3:05.227	1:02.896	39.908	35.987		3:05.227
2	2:30.577	31.751	38.241	33.760	146.3	5:35.804
3	2:30.258	32.450	37.849	33.780	147.5	8:06.062
4	2:28.079	31.006	38.063	33.173	147.7	10:34.141
5	3:04.174 B	31.601	37.690	37.946	148.5	13:38.315
6	12:45.171	...	38.177	33.172		26:23.485

**587** **Manuel Cabral Menezes** VW Golf GTI H81-1600  
1.Manuel Menezes

1	2:43.682	51.596	37.212	32.597		2:43.682
2	2:15.964	28.046	34.635	31.187	174.0	4:59.646
3	2:15.454	28.103	34.863	30.845	178.0	7:15.100
4	2:14.952	28.235	34.298	30.777	178.5	9:30.052
5	2:30.728	28.523	44.510	30.851	174.6	12:00.780
6	3:43.071 B	46.300	50.468	45.098	92.4	15:43.851
7	12:15.919	...	36.719	34.498		27:59.769
8	2:22.426	29.230	34.942	33.881	178.3	30:22.195
9	2:14.548	28.239	34.020	30.726	178.8	32:36.743

**588** **Rafael Carneiro Pinto** Volkswagen Golf GTI H81-1600  
1.Rafael Pinto  
2.Luis Liberal

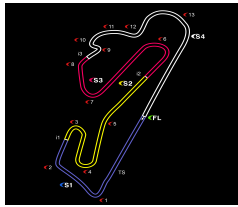
1	2:49.595	53.539	37.973	33.114		2:49.595
2	2:16.530	28.583	34.983	31.694	176.3	5:06.125
3	2:13.418	27.524	34.220	30.259	179.4	7:19.543
4	2:18.963	27.599	39.181	30.875	180.0	9:38.506

**590** **Pedro Mourato Gordo** Datsun 1200 Production Cup  
1.Pedro Gordo  
2.António Rodrigues

1	3:33.422	1:03.142	40.553	36.132		3:33.422
2	2:31.354	32.522	38.236	33.662	145.1	6:04.776
3	2:29.743	31.276	38.259	33.532	148.9	8:34.519
4	2:28.848	31.434	37.667	33.461	146.9	11:03.367
5	3:17.565 B	33.271	48.374	38.555	147.5	14:20.932
6	12:27.983	...	38.656	33.771		26:48.914
7	2:29.552	31.458	38.265	33.416	144.9	29:18.466
8	2:35.583	31.598	41.012	36.623	144.2	31:54.049

**595** **Antonio Fresco** Ford Capri MKIII V6 H81-Max  
1.Antonio Fresco  
2.José Fresco

1	2:52.812	56.294	36.806	34.173		2:52.812
2	2:17.187	28.642	33.615	31.901	183.3	5:09.999
3	2:15.816	27.984	33.721	31.671	179.1	7:25.815
4	2:14.377	28.700	33.357	30.546	176.8	9:40.192
5	2:20.395	28.110	34.276	32.400	180.0	12:00.587
6	3:52.956 B	59.032	53.288	45.747	72.3	15:53.543
7	11:17.714	9:21.960	38.896	33.479		27:11.256
8	2:17.007	29.953	33.301	30.657	185.5	29:28.263



# GROUP 1 PORTUGAL+TROFEU MINI ESTORIL CLASSICS 12 e 13 OUTUBRO 2019

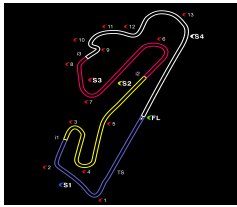
## Treinos Cronometrados Sessão 1

### Volta por volta

■ Melhor marca pessoal ■ Melhor da sessão B Cruzando a linha de chegada para o pit lan

Vlt.	Tempo	Inter. 1	Inter. 2	Inter. 3	V.Máx	Decorrido	Vlt.	Tempo	Inter. 1	Inter. 2	Inter. 3	V.Máx	Decorrido
<b>6</b>	<b>Miguel Sales</b> 1.Miguel Sales 2.Rui Salvada Mini						<b>28</b>	<b>Paulo Kalassa</b> 1.Paulo Kalassa Mini					
1	3:56.406	1:47.934	44.168	35.926		3:56.406	1	3:17.125	1:13.303	40.441	35.737		3:17.125
2	2:29.167	31.295	37.410	33.904	148.9	6:25.573	2	2:27.476	31.324	37.566	33.530	147.9	5:44.601
3	2:29.701	<b>30.553</b>	37.811	34.708	153.2	8:55.274	3	<b>2:25.797</b>	<b>31.190</b>	<b>36.917</b>	<b>32.442</b>	155.4	8:10.398
4	2:29.733	31.690	37.353	33.676	153.4	11:25.007							
5	3:29.421	B 35.841	53.307	45.794	152.6	14:54.428	<b>42</b>	<b>Francisco Borreguero</b> 1.Francisco Borreguero 2.Guillermo Borreguero Mini					
6	12:31.807	...	38.641	33.555		27:26.234	1	9:03.074	6:41.554	47.257	41.216		9:03.074
7	<b>2:27.276</b>	30.724	<b>37.169</b>	<b>33.369</b>	153.4	29:53.510	2	2:48.855	36.515	42.060	39.937	126.6	11:51.929
8	2:27.964	30.651	37.306	33.640	152.6	32:21.474	3	3:37.132	B 45.099	53.681	44.213	90.1	15:29.061
<b>9</b>	<b>Manuel Moura Teixeira</b> 1.Manuel Teixeira 2.Claudio Mota Mini						4	11:43.030	9:36.350	40.142	37.441		27:12.090
1	3:34.388	1:31.601	39.660	35.614		3:34.388	5	2:40.231	34.769	40.978	<b>36.107</b>	131.1	29:52.321
2	2:26.189	30.179	37.694	32.922	153.4	6:00.577	6	<b>2:38.203</b>	<b>34.228</b>	<b>39.000</b>	36.611	137.7	32:30.524
3	2:27.105	30.548	38.014	33.436	151.9	8:27.682	<b>48</b>	<b>Philippe Quirière</b> 1.Philippe Quirière Mini Cooper S MK1 Mini					
4	2:26.202	30.891	37.395	32.673	151.7	10:53.884	1	3:34.451	1:35.266	38.190	34.912		3:34.451
5	3:06.811	B 30.901	37.671	41.213	151.3	14:00.695	2	2:16.689	27.997	35.127	31.944	172.7	5:51.140
6	12:17.347	...	<b>37.110</b>	33.000		26:18.041	3	2:12.911	27.311	33.561	30.732	183.6	8:04.051
7	2:26.174	30.292	37.901	32.675	149.5	28:44.215	4	<b>2:11.847</b>	<b>27.249</b>	<b>33.157</b>	<b>30.229</b>	181.8	10:15.898
8	<b>2:24.952</b>	<b>30.153</b>	37.515	<b>32.515</b>	151.7	31:09.167	5	2:52.505	B 29.302	39.628	36.305	182.1	13:08.403
9	2:26.241	31.080	37.498	32.589	151.5	33:35.408							
<b>11</b>	<b>Luis Sepúlveda</b> 1.Luis Sepúlveda Mini						<b>62</b>	<b>João Neves</b> 1.João Neves Mini					
1	3:17.793	1:18.474	38.022	33.770		3:17.793	1	3:51.841	1:41.529	40.976	39.532		3:51.841
2	2:26.415	30.920	37.334	32.965	154.3	5:44.208	2	2:33.408	33.939	38.377	34.226	137.5	6:25.249
3	<b>2:24.291</b>	<b>29.792</b>	37.268	32.427	153.2	8:08.499	3	2:32.675	32.168	38.908	34.502	148.5	8:57.924
4	2:24.338	29.814	37.057	32.373	151.7	10:32.837	4	2:33.014	33.429	38.363	34.295	145.7	11:30.938
5	3:03.737	B 30.779	38.325	35.961	151.3	13:36.574	5	3:35.179	B 33.796	54.945	48.147	148.7	15:06.117
6	13:37.916	...	40.144	35.462		27:14.489	6	11:50.734	9:50.661	39.139	33.841		26:56.850
7	2:29.575	33.736	38.917	<b>32.208</b>	135.8	29:44.064	7	2:29.377	<b>31.571</b>	38.410	<b>33.007</b>	153.4	29:26.227
8	2:25.137	29.994	<b>36.650</b>	33.708	153.2	32:09.201	8	<b>2:28.910</b>	32.053	<b>37.998</b>	33.112	150.5	31:55.137
<b>16</b>	<b>Piero dal Maso</b> 1.Guilherme Maso Mini						<b>74</b>	<b>Mário Marcão</b> 1.Mário Marcão Mini					
1	3:34.220	1:31.224	39.147	35.390		3:34.220	1	4:16.878	2:04.454	44.664	39.224		4:16.878
2	2:27.484	30.692	37.706	<b>33.294</b>	149.7	6:01.704	2	2:43.123	32.398	38.722	43.257	147.9	7:00.001
3	2:33.297	<b>30.329</b>	37.693	35.291	150.5	8:35.001	3	2:34.533	32.863	38.804	34.542	146.7	9:34.534
4	<b>2:26.974</b>	30.429	<b>37.570</b>	33.297	152.8	11:01.975	4	2:34.617	31.355	38.773	34.354	146.3	12:09.151
5	3:15.557	B 31.589	44.447	44.434	151.5	14:17.532	5	3:42.236	B 45.635	45.166	45.050	79.9	15:51.387
6	13:17.554	...	40.992	34.226		27:35.085	6	11:20.317	9:15.366	39.525	37.226		27:11.703
7	2:33.989	36.448	37.935	33.478	150.9	30:09.074	7	<b>2:28.001</b>	<b>30.859</b>	<b>37.706</b>	<b>32.893</b>	148.7	29:39.704
8	2:27.697	30.604	37.750	33.470	149.1	32:36.771	8	2:28.359	30.894	38.025	33.213	145.9	32:08.063
<b>21</b>	<b>Nelson Rego</b> 1.Nelson Rego 2.Alexandre Leal Mini						<b>96</b>	<b>João Cavaleiro e Silva</b> 1.João Silva 2.Paulo Leitão Mini					
1	3:18.793	1:18.863	38.466	33.682		3:18.793	1	3:23.012	1:20.899	38.426	34.176		3:23.012
2	<b>2:26.167</b>	30.738	37.316	33.382	153.6	5:44.960	2	<b>2:29.199</b>	31.965	<b>37.332</b>	<b>33.910</b>	141.0	5:52.211
3	2:26.264	31.455	<b>37.189</b>	<b>32.819</b>	154.3	8:11.224	3	2:29.672	<b>31.304</b>	37.379	34.988	154.9	8:21.883
4	2:26.965	31.149	37.557	32.882	155.2	10:38.189	4	2:37.274	32.958	43.864	34.473	138.2	10:59.157
5	3:03.556	B 33.250	37.924	38.537	151.3	13:41.745	5	3:12.777	B 31.314	41.546	43.706	151.7	14:11.934
6	13:32.550	...	40.256	35.128		27:14.294							
7	2:28.353	32.303	37.633	33.311	153.4	29:42.647	<b>98</b>	<b>Francisco Guedes</b> 1.Francisco Guedes Mini IMA Mini					
8	2:26.527	<b>30.181</b>	37.860	33.338	151.3	32:09.174							





# GROUP 1 PORTUGAL+TROFEU MINI

## ESTORIL CLASSICS 12 e 13 OUTUBRO 2019

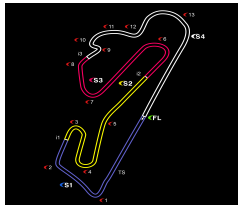
### Treinos Cronometrados Sessão 1

Volta por volta

■ Melhor marca pessoal ■ Melhor da sessão B Cruzando a linha de chegada para o pit lan

Vlt.	Tempo	Inter. 1	Inter. 2	Inter. 3	V.Máx	Decorrido	Vlt.	Tempo	Inter. 1	Inter. 2	Inter. 3	V.Máx	Decorrido
<b>175</b> Fernando Soares 1. Fernando Soares Mini Cooper S MK1 Mini							<b>505</b> Carlos Lourenço 1. Carlos Lourenço 2. Carlos Maciel Toyota Starlet 1052						
1	3:22.459	1:23.112	38.026	33.680		3:22.459	1	4:14.332					4:14.332
2	2:19.001	30.381	33.965	31.414	159.7	5:41.460	2	2:37.352					6:51.684
3	2:12.675	27.929	33.580	30.095	174.9	7:54.135	3	2:29.569					9:21.253
4	<b>2:12.069</b>	<b>27.278</b>	<b>33.302</b>	29.917	182.7	10:06.204	4	6:20.370 B					15:41.623
5	2:35.927 B	29.519	36.200	32.000	180.3	12:42.131	5	11:09.525	9:09.450	39.079	34.001		26:51.147
6	14:04.994	...	34.635	31.696		26:47.124	6	<b>2:28.165</b>	<b>31.512</b>	<b>38.338</b>	<b>32.810</b>	140.0	29:19.312
7	2:12.736	28.091	33.512	30.008	177.7	28:59.860	7	2:36.065	31.759	39.518	34.305	143.1	31:55.377
8	2:12.653	27.996	33.489	<b>29.858</b>	178.5	31:12.513	<b>506</b> João Miguel Ribeiro 1. João Ribeiro 2. Miguel Ribeiro Alfa Romeo Giulia H71-1600						
<b>214</b> Alberto Freitas 1. Alberto Freitas Mini 1275 GT Mini							1	6:08.356	4:13.972	37.300	33.301		6:08.356
1	3:36.888	1:33.401	38.933	35.653		3:36.888	2	2:22.460	29.696	35.648	32.178	167.9	8:30.816
2	2:26.986	31.841	36.069	33.706	137.5	6:03.874	3	<b>2:19.359</b>	<b>29.277</b>	<b>35.476</b>	31.720	171.6	10:50.175
3	2:21.478	30.438	<b>35.213</b>	32.351	148.1	8:25.352	4	3:00.749 B	29.641	36.985	42.811	170.8	13:50.924
4	<b>2:20.475</b>	<b>30.060</b>	36.318	<b>31.555</b>	156.3	10:45.827	5	12:34.896	...	35.719	<b>31.199</b>		26:25.819
5	3:03.409 B	31.333	37.322	40.714	156.9	13:49.236	6	2:23.865	31.246	35.576	33.678	164.4	28:49.684
6	13:24.023 B	...	40.890	38.491		27:13.258	7	2:20.582	30.303	35.814	31.633	164.2	31:10.266
7	6:37.282	4:46.772	35.593	32.428		33:50.540	<b>508</b> Paulo Vieira 1. Paulo Vieira Ford Escort RS 2000 H81-2000						
<b>501</b> Carlos Dias Pedro 1. Carlos Pedro 2. Ricardo Pereira Ford RS 2000 H81-2000							1	2:46.376 B	45.298	40.011	32.862		2:46.376
1	2:32.022	39.150	40.929	31.665		2:32.022	2	2:47.121	57.842	34.520	32.293		5:33.497
2	2:08.819	26.947	<b>31.902</b>	29.827	187.0	4:40.841	3	2:09.200	27.627	32.373	29.522	183.9	7:42.697
3	<b>2:08.802</b>	26.770	32.002	29.880	192.6	6:49.643	4	<b>2:07.288</b>	<b>26.583</b>	<b>32.165</b>	<b>29.062</b>	194.3	9:49.985
4	2:08.830	<b>26.595</b>	31.940	29.679	188.3	8:58.473	5	2:20.592	28.091	36.313	33.543	182.7	12:10.577
5	2:09.350	27.393	32.815	<b>29.561</b>	188.3	11:07.823	6	3:38.017 B	42.892	45.170	45.320	82.9	15:48.594
6	2:55.975 B	26.922	37.418	35.367	194.3	14:03.798	<b>513</b> Nuno Nunes 1. Nuno Nunes 2. Piero Maso Porsche 924 Turbo H81-Max						
7	14:08.398	...	33.015	30.054		28:12.195	1	3:29.882	1:27.791	41.646	35.046		3:29.882
8	2:10.827	27.916	32.124	29.697	181.5	30:23.022	2	<b>2:14.720</b>	<b>27.788</b>	<b>34.223</b>	<b>31.561</b>	189.9	5:44.602
<b>502</b> Madalena Gaspar 1. Madalena Gaspar VW Golf GTI H81-1600							3	3:16.192 B	28.219	34.994	50.634	188.3	9:00.794
1	2:59.779	1:06.050	37.311	33.725		2:59.779	<b>516</b> João Diogo Lopes 1. João Lopes 2. Filipe Martins Ford Escort RS 2000 H81-2000						
2	2:15.518	28.222	34.025	31.668	174.9	5:15.297	1	2:35.636	48.723	35.265	31.304		2:35.636
3	2:15.114	29.289	<b>33.815</b>	<b>29.965</b>	174.0	7:30.411	2	2:07.854	26.743	32.053	29.343	192.3	4:43.490
4	2:13.715	<b>27.936</b>	33.859	30.205	172.9	9:44.126	3	2:07.147	26.570	31.922	29.303	195.0	6:50.637
5	2:15.763	28.040	33.948	30.209	175.7	11:59.889	4	2:24.526 B	<b>26.488</b>	32.208	31.527	188.6	9:15.163
6	3:43.009 B	42.268	54.754	44.773	102.4	15:42.898	5	5:41.082 B	2:56.965	47.650	42.005		14:56.245
7	10:52.752	8:57.136	37.814	33.320		26:35.649	6	11:42.061	9:56.846	35.228	29.965		26:38.305
8	2:14.669	29.111	33.834	30.168	176.5	28:50.318	7	2:13.343	27.976	32.828	31.968	195.0	28:51.648
9	2:16.193	30.185	34.041	30.380	163.0	31:06.511	8	2:11.257	27.483	32.040	31.383	188.6	31:02.905
10	<b>2:13.143</b>	28.239	34.127	30.146	172.9	33:19.654	9	<b>2:06.901</b>	26.673	<b>31.718</b>	<b>28.985</b>	197.1	33:09.806
<b>503</b> Guillermo Velasco 1. Guillermo Velasco 2. Javier Mota Datsun 1200 Production Cup							<b>520</b> Francisco Freitas 1. Francisco Freitas Datsun 1200 Production Cup						
1	3:41.444					3:41.444	1	2:45.117	40.178	42.381	36.375		2:45.117
2	2:36.883					6:18.327	2	2:28.397	31.627	38.281	33.441	146.7	5:13.514
3	<b>2:35.623</b>					8:53.950	3	2:28.508	32.002	38.021	33.384	147.7	7:42.022
4	2:39.193					11:33.143	4	<b>2:25.968</b>	<b>30.403</b>	37.940	32.589	149.3	10:07.990
5	3:45.312 B					15:18.455	5	2:49.476 B	31.525	37.528	32.581	150.1	12:57.466
							6	13:20.058	...	38.141	32.874		26:17.523
							7	2:26.826	30.711	38.195	32.644	147.7	28:44.349





# GROUP 1 PORTUGAL+TROFEU MINI ESTORIL CLASSICS 12 e 13 OUTUBRO 2019

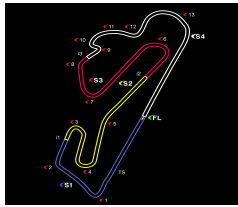
## Treinos Cronometrados Sessão 1

### Volta por volta

■ Melhor marca pessoal ■ Melhor da sessão ■ Cruzando a linha de chegada para o pit lan

Vlt.	Tempo	Inter. 1	Inter. 2	Inter. 3	V.Máx	Decorrido	Vlt.	Tempo	Inter. 1	Inter. 2	Inter. 3	V.Máx	Decorrido
<b>524</b> Rui Carvalho 1.Rui Carvalho Porsche 924 H81-2000							1	4:06.483	1:45.139	49.887	40.148		4:06.483
8	2:26.578	30.833	37.339	33.499	145.9	31:10.927	2	2:30.236	35.084	36.407	33.715	139.4	6:36.719
9	2:26.034	31.720	<b>37.319</b>	<b>32.418</b>	150.7	33:36.961	3	2:25.572	<b>30.338</b>	35.919	33.162	159.0	9:02.291
1	3:16.304	1:12.714	40.655	35.459		3:16.304	4	2:24.896	30.753	36.419	33.556	150.3	11:27.187
2	2:25.184	31.292	36.460	33.075	149.3	5:41.488	5	3:24.300	<b>B</b> 34.043	53.480	45.988	158.0	14:51.487
3	2:22.699	29.376	36.103	32.314	167.2	8:04.187	6	12:29.441	...	37.494	33.566		27:20.927
4	<b>2:21.795</b>	<b>29.358</b>	<b>35.874</b>	<b>32.241</b>	168.2	10:25.982	7	2:28.187	32.275	35.873	35.188	148.5	29:49.114
5	3:08.255	<b>B</b> 31.208	37.776	41.214	165.7	13:34.237	8	<b>2:22.576</b>	30.962	<b>35.442</b>	<b>32.697</b>	151.9	32:11.690
6	13:26.538	...	37.930	33.301		27:00.774							
7	2:24.928	30.606	36.716	32.758	169.2	29:25.702							
8	2:24.558	30.318	37.170	32.519	161.8	31:50.260							
<b>528</b> Hugo Nazário 1.Hugo Nazário Porsche 924 H81-2000							1	4:11.553	2:01.026	43.558	39.229		4:11.553
1	3:32.544	1:34.492	36.746	33.979		3:32.544	2	2:36.880	35.872	37.980	36.133	113.9	6:48.433
2	2:19.941	29.300	35.297	32.802	166.2	5:52.485	3	2:28.560	32.134	37.243	34.229	127.4	9:16.993
3	2:19.486	29.633	35.257	32.155	161.5	8:11.971	4	2:34.318	31.590	40.468	36.992	140.0	11:51.311
4	2:19.642	29.618	35.096	32.054	156.7	10:31.613	5	3:31.064	<b>B</b> 42.894	52.425	45.323	107.7	15:22.375
5	3:03.711	<b>B</b> 30.200	36.004	39.103	172.9	13:35.324	6	11:33.722	9:39.078	36.929	<b>32.966</b>		26:56.096
6	13:01.524	...	38.646	36.617		26:36.847	7	<b>2:24.622</b>	<b>31.080</b>	<b>36.024</b>	33.169	140.3	29:20.718
7	2:19.602	28.307	36.773	32.336	178.8	28:56.449	8	2:27.865	32.833	36.906	33.931	138.6	31:48.583
8	<b>2:16.156</b>	<b>28.171</b>	<b>34.816</b>	<b>30.895</b>	181.2	31:12.605							
9	2:17.247	28.949	35.169	30.996	176.0	33:29.852							
<b>538</b> Rui Moura 1.Rui Moura 2.Pedro Black VW Golf GTI H-INV							1	4:06.198	1:58.516	42.140	35.867		4:06.198
1	3:21.986	1:25.229	36.219	33.918		3:21.986	2	2:35.298	33.206	39.519	<b>34.094</b>	134.5	6:41.496
2	2:16.038	28.446	34.927	30.766	170.5	5:38.024	3	<b>2:33.396</b>	<b>31.860</b>	<b>39.035</b>	34.254	139.4	9:14.892
3	2:15.977	28.744	34.451	30.769	170.3	7:54.001	4	2:38.205	33.034	41.497	35.601	142.1	11:53.097
4	2:15.097	28.735	<b>34.022</b>	30.456	170.3	10:09.098	5	3:48.553	<b>B</b> 48.648	54.129	44.892	89.9	15:41.650
5	2:40.843	<b>B</b> 29.709	34.361	31.481	165.7	12:49.941	6	11:48.659	9:42.554	41.439	35.603		27:30.308
6	13:26.329	...	34.749	30.902		26:16.269	7	2:45.692	41.637	40.690	34.839	124.8	30:16.000
7	2:15.769	28.876	34.321	30.413	173.8	28:32.038	8	2:34.965	32.728	39.133	34.608	135.0	32:50.965
8	<b>2:14.959</b>	28.268	34.761	<b>30.405</b>	177.1	30:46.997							
9	2:16.409	<b>28.253</b>	34.655	31.300	176.0	33:03.406							
<b>545</b> François Guerin 1.François Guerin BMW 1600 Ti H71-1600							1	3:25.447	1:21.288	40.243	34.611		3:25.447
1	2:56.151	59.483	37.467	34.006		2:56.151	2	2:32.658	32.157	39.182	34.473	144.6	5:58.105
2	2:22.591	29.887	35.257	32.017	169.5	5:18.742	3	2:32.419	32.607	38.776	34.060	143.4	8:30.524
3	<b>2:20.378</b>	29.783	<b>34.909</b>	<b>31.964</b>	166.4	7:39.120	4	2:30.504	31.941	38.691	33.475	143.4	11:01.028
4	2:21.382	<b>29.743</b>	35.920	32.301	171.1	10:00.502	5	3:14.826	<b>B</b> 31.960	44.558	43.528	143.1	14:15.854
5	2:53.831	<b>B</b> 30.891	42.665	33.476	172.1	12:54.333	6	12:34.040	...	38.863	33.885		26:49.893
6	13:31.679	...	35.551	32.417		26:26.011	7	<b>2:29.033</b>	<b>31.469</b>	<b>37.986</b>	<b>33.272</b>	144.2	29:18.926
7	2:22.626	30.660	35.385	33.045	171.6	28:48.637	8	2:30.887	31.638	38.620	33.687	144.9	31:49.813
<b>554</b> Henrique Correia 1.Henrique Correia 2.Paulo Ribeiro Ford Escort RS 2000 H81-2000							1	3:21.029	1:07.276	42.292	38.722		3:21.029
1	2:47.728	52.878	37.262	33.820		2:47.728	2	2:30.064	32.065	38.297	33.529	145.3	5:51.093
2	2:20.545	29.882	34.713	33.361	162.7	5:08.273	3	2:29.752	31.669	38.235	33.505	146.7	8:20.845
3	2:22.427	<b>28.747</b>	36.818	33.127	167.2	7:30.700	4	2:29.171	31.168	38.550	33.414	143.8	10:50.016
4	<b>2:18.579</b>	30.025	<b>34.103</b>	<b>31.895</b>	157.8	9:49.279	5	3:09.084	<b>B</b> 32.041	38.771	41.927	146.1	13:59.100
							6	12:55.279	...	39.503	33.772		26:54.378
							7	<b>2:28.845</b>	31.272	38.440	<b>32.899</b>	146.5	29:23.223
							8	2:29.318	<b>31.134</b>	<b>38.213</b>	33.762	146.3	31:52.541
<b>557</b> Francisco Cardoso 1.Francisco Cardoso Peugeot 104 ZS 1052							1	3:42.172	1:44.998	37.452	36.449		3:42.172
1	3:42.172	1:44.998	37.452	36.449		3:42.172	2	2:19.055	31.041	33.130	33.069	151.5	6:01.227





# GROUP 1 PORTUGAL+TROFEU MINI ESTORIL CLASSICS 12 e 13 OUTUBRO 2019

## Treinos Cronometrados Sessão 1

### Volta por volta

■ Melhor marca pessoal ■ Melhor da sessão B Cruzando a linha de chegada para o pit lan

Vlt.	Tempo	Inter. 1	Inter. 2	Inter. 3	V.Máx	Decorrido	Vlt.	Tempo	Inter. 1	Inter. 2	Inter. 3	V.Máx	Decorrido
3	2:10.746	27.815	33.334	29.998	166.4	8:11.973	5	2:14.477	27.540	34.239	30.859	181.8	11:52.983
4	2:12.450	27.214	34.022	30.687	167.2	10:24.423	6	3:32.268 B	42.995	53.465	43.997	110.2	15:25.251
5	2:51.025 B	29.426	36.240	33.198	163.0	13:15.448	7	11:25.080	9:36.382	34.903	32.045		26:50.330
6	13:17.508	...	36.169	33.439		26:32.955	8	2:12.977	27.816	33.731	30.395	181.2	29:03.307
7	2:10.081	27.305	32.930	30.482	179.4	28:43.036	9	2:13.482	28.055	33.526	30.046	180.6	31:16.789
8	2:07.434	26.786	32.210	29.093	198.5	30:50.470	10	2:13.002	27.499	33.566	30.680	181.8	33:29.791
9	2:10.695	26.453	32.270	32.388	197.1	33:01.165							

**577** **Raffa 78** Datsun 1200 Production Cup  
1.Raffa 78

1	3:52.664	1:48.460	42.087	35.243		3:52.664
2	2:30.159	31.448	38.658	33.555	148.9	6:22.823
3	2:34.070	31.753	39.100	36.252	146.7	8:56.893
4	2:31.222	31.986	38.813	33.845	146.3	11:28.115
5	3:27.301 B	33.556	54.664	44.994	147.1	14:55.416
6	12:31.566	...	39.374	34.772		27:26.981
7	2:29.711	31.400	38.780	33.385	150.7	29:56.692
8	2:29.938	31.386	38.309	33.849	147.7	32:26.630

**580** **Pedro Reis** Datsun 1200 Production Cup  
1.Pedro Reis  
2.Paulo Costa

1	3:18.133	1:04.148	43.512	37.094		3:18.133
2	2:51.794	38.307	44.417	36.484	119.0	6:09.927
3	2:45.516	34.765	43.136	36.167	126.2	8:55.443
4	2:51.706 B	35.150	42.637	36.751	125.5	11:47.149
5	14:38.957	...	40.184	34.091		26:26.105
6	2:30.566	32.095	38.576	33.555	145.1	28:56.671
7	2:30.249	31.880	38.930	33.404	144.9	31:26.920
8	2:28.522	31.374	38.240	33.087	143.8	33:55.442

**584** **Tomas Pinto Abreu** Datsun 1200 Production Cup  
1.Pinto Abreu

1	3:05.227	1:02.896	39.908	35.987		3:05.227
2	2:30.577	31.751	38.241	33.760	146.3	5:35.804
3	2:30.258	32.450	37.849	33.780	147.5	8:06.062
4	2:28.079	31.006	38.063	33.173	147.7	10:34.141
5	3:04.174 B	31.601	37.690	37.946	148.5	13:38.315
6	12:45.171	...	38.177	33.172		26:23.485

**587** **Manuel Cabral Menezes** VW Golf GTI H81-1600  
1.Manuel Menezes

1	2:43.682	51.596	37.212	32.597		2:43.682
2	2:15.964	28.046	34.635	31.187	174.0	4:59.646
3	2:15.454	28.103	34.863	30.845	178.0	7:15.100
4	2:14.952	28.235	34.298	30.777	178.5	9:30.052
5	2:30.728	28.523	44.510	30.851	174.6	12:00.780
6	3:43.071 B	46.300	50.468	45.098	92.4	15:43.851
7	12:15.919	...	36.719	34.498		27:59.769
8	2:22.426	29.230	34.942	33.881	178.3	30:22.195
9	2:14.548	28.239	34.020	30.726	178.8	32:36.743

**588** **Rafael Carneiro Pinto** Volkswagen Golf GTI H81-1600  
1.Rafael Pinto  
2.Luis Liberal

1	2:49.595	53.539	37.973	33.114		2:49.595
2	2:16.530	28.583	34.983	31.694	176.3	5:06.125
3	2:13.418	27.524	34.220	30.259	179.4	7:19.543
4	2:18.963	27.599	39.181	30.875	180.0	9:38.506

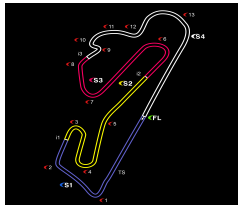
**590** **Pedro Mourato Gordo** Datsun 1200 Production Cup  
1.Pedro Gordo  
2.António Rodrigues

1	3:33.422	1:03.142	40.553	36.132		3:33.422
2	2:31.354	32.522	38.236	33.662	145.1	6:04.776
3	2:29.743	31.276	38.259	33.532	148.9	8:34.519
4	2:28.848	31.434	37.667	33.461	146.9	11:03.367
5	3:17.565 B	33.271	48.374	38.555	147.5	14:20.932
6	12:27.983	...	38.656	33.771		26:48.914
7	2:29.552	31.458	38.265	33.416	144.9	29:18.466
8	2:35.583	31.598	41.012	36.623	144.2	31:54.049

**595** **Antonio Fresco** Ford Capri MKIII V6 H81-Max  
1.Antonio Fresco  
2.José Fresco

1	2:52.812	56.294	36.806	34.173		2:52.812
2	2:17.187	28.642	33.615	31.901	183.3	5:09.999
3	2:15.816	27.984	33.721	31.671	179.1	7:25.815
4	2:14.377	28.700	33.357	30.546	176.8	9:40.192
5	2:20.395	28.110	34.276	32.400	180.0	12:00.587
6	3:52.956 B	59.032	53.288	45.747	72.3	15:53.543
7	11:17.714	9:21.960	38.896	33.479		27:11.256
8	2:17.007	29.953	33.301	30.657	185.5	29:28.263





# GROUP 1 PORTUGAL+TROFEU MINI ESTORIL CLASSICS 12 e 13 OUTUBRO 2019

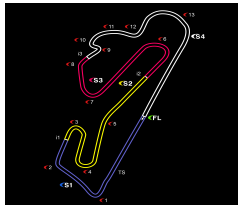
## Treinos Cronometrados Sessão 1

### Volta por volta

■ Melhor marca pessoal ■ Melhor da sessão B Cruzando a linha de chegada para o pit lan

Vlt.	Tempo	Inter. 1	Inter. 2	Inter. 3	V.Máx	Decorrido	Vlt.	Tempo	Inter. 1	Inter. 2	Inter. 3	V.Máx	Decorrido
<b>6</b>	<b>Miguel Sales</b> 1.Miguel Sales 2.Rui Salvada Mini						<b>28</b>	<b>Paulo Kalassa</b> 1.Paulo Kalassa Mini					
1	3:56.406	1:47.934	44.168	35.926		3:56.406	1	3:17.125	1:13.303	40.441	35.737		3:17.125
2	2:29.167	31.295	37.410	33.904	148.9	6:25.573	2	2:27.476	31.324	37.566	33.530	147.9	5:44.601
3	2:29.701	<b>30.553</b>	37.811	34.708	153.2	8:55.274	3	<b>2:25.797</b>	<b>31.190</b>	<b>36.917</b>	<b>32.442</b>	155.4	8:10.398
4	2:29.733	31.690	37.353	33.676	153.4	11:25.007							
5	3:29.421	B 35.841	53.307	45.794	152.6	14:54.428	<b>42</b>	<b>Francisco Borreguero</b> 1.Francisco Borreguero 2.Guillermo Borreguero Mini					
6	12:31.807	...	38.641	33.555		27:26.234	1	9:03.074	6:41.554	47.257	41.216		9:03.074
7	<b>2:27.276</b>	30.724	<b>37.169</b>	<b>33.369</b>	153.4	29:53.510	2	2:48.855	36.515	42.060	39.937	126.6	11:51.929
8	2:27.964	30.651	37.306	33.640	152.6	32:21.474	3	3:37.132	B 45.099	53.681	44.213	90.1	15:29.061
<b>9</b>	<b>Manuel Moura Teixeira</b> 1.Manuel Teixeira 2.Claudio Mota Mini						<b>48</b>	<b>Philippe Quirière</b> 1.Philippe Quirière Mini Cooper S MK1 Mini					
1	3:34.388	1:31.601	39.660	35.614		3:34.388	1	3:34.451	1:35.266	38.190	34.912		3:34.451
2	2:26.189	30.179	37.694	32.922	153.4	6:00.577	2	2:16.689	27.997	35.127	31.944	172.7	5:51.140
3	2:27.105	30.548	38.014	33.436	151.9	8:27.682	3	2:12.911	27.311	33.561	30.732	183.6	8:04.051
4	2:26.202	30.891	37.395	32.673	151.7	10:53.884	4	<b>2:11.847</b>	<b>27.249</b>	<b>33.157</b>	<b>30.229</b>	181.8	10:15.898
5	3:06.811	B 30.901	37.671	41.213	151.3	14:00.695	5	2:52.505	B 29.302	39.628	36.305	182.1	13:08.403
6	12:17.347	...	<b>37.110</b>	33.000		26:18.041							
7	2:26.174	30.292	37.901	32.675	149.5	28:44.215							
8	<b>2:24.952</b>	<b>30.153</b>	37.515	<b>32.515</b>	151.7	31:09.167							
9	2:26.241	31.080	37.498	32.589	151.5	33:35.408							
<b>11</b>	<b>Luis Sepúlveda</b> 1.Luis Sepúlveda Mini						<b>62</b>	<b>João Neves</b> 1.João Neves Mini					
1	3:17.793	1:18.474	38.022	33.770		3:17.793	1	3:51.841	1:41.529	40.976	39.532		3:51.841
2	2:26.415	30.920	37.334	32.965	154.3	5:44.208	2	2:33.408	33.939	38.377	34.226	137.5	6:25.249
3	<b>2:24.291</b>	<b>29.792</b>	37.268	32.427	153.2	8:08.499	3	2:32.675	32.168	38.908	34.502	148.5	8:57.924
4	2:24.338	29.814	37.057	32.373	151.7	10:32.837	4	2:33.014	33.429	38.363	34.295	145.7	11:30.938
5	3:03.737	B 30.779	38.325	35.961	151.3	13:36.574	5	3:35.179	B 33.796	54.945	48.147	148.7	15:06.117
6	13:37.916	...	40.144	35.462		27:14.489	6	11:50.734	9:50.661	39.139	33.841		26:56.850
7	2:29.575	33.736	38.917	<b>32.208</b>	135.8	29:44.064	7	2:29.377	<b>31.571</b>	38.410	<b>33.007</b>	153.4	29:26.227
8	2:25.137	29.994	<b>36.650</b>	33.708	153.2	32:09.201	8	<b>2:28.910</b>	32.053	<b>37.998</b>	33.112	150.5	31:55.137
<b>16</b>	<b>Piero dal Maso</b> 1.Guilherme Maso Mini						<b>74</b>	<b>Mário Marcão</b> 1.Mário Marcão Mini					
1	3:34.220	1:31.224	39.147	35.390		3:34.220	1	4:16.878	2:04.454	44.664	39.224		4:16.878
2	2:27.484	30.692	37.706	<b>33.294</b>	149.7	6:01.704	2	2:43.123	32.398	38.722	43.257	147.9	7:00.001
3	2:33.297	<b>30.329</b>	37.693	35.291	150.5	8:35.001	3	2:34.533	32.863	38.804	34.542	146.7	9:34.534
4	<b>2:26.974</b>	30.429	<b>37.570</b>	33.297	152.8	11:01.975	4	2:34.617	31.355	38.773	34.354	146.3	12:09.151
5	3:15.557	B 31.589	44.447	44.434	151.5	14:17.532	5	3:42.236	B 45.635	45.166	45.050	79.9	15:51.387
6	13:17.554	...	40.992	34.226		27:35.085	6	11:20.317	9:15.366	39.525	37.226		27:11.703
7	2:33.989	36.448	37.935	33.478	150.9	30:09.074	7	<b>2:28.001</b>	<b>30.859</b>	<b>37.706</b>	<b>32.893</b>	148.7	29:39.704
8	2:27.697	30.604	37.750	33.470	149.1	32:36.771	8	2:28.359	30.894	38.025	33.213	145.9	32:08.063
<b>21</b>	<b>Nelson Rego</b> 1.Nelson Rego 2.Alexandre Leal Mini						<b>96</b>	<b>João Cavaleiro e Silva</b> 1.João Silva 2.Paulo Leitão Mini					
1	3:18.793	1:18.863	38.466	33.682		3:18.793	1	3:23.012	1:20.899	38.426	34.176		3:23.012
2	<b>2:26.167</b>	30.738	37.316	33.382	153.6	5:44.960	2	<b>2:29.199</b>	31.965	<b>37.332</b>	<b>33.910</b>	141.0	5:52.211
3	2:26.264	31.455	<b>37.189</b>	<b>32.819</b>	154.3	8:11.224	3	2:29.672	<b>31.304</b>	37.379	34.988	154.9	8:21.883
4	2:26.965	31.149	37.557	32.882	155.2	10:38.189	4	2:37.274	32.958	43.864	34.473	138.2	10:59.157
5	3:03.556	B 33.250	37.924	38.537	151.3	13:41.745	5	3:12.777	B 31.314	41.546	43.706	151.7	14:11.934
6	13:32.550	...	40.256	35.128		27:14.294							
7	2:28.353	32.303	37.633	33.311	153.4	29:42.647							
8	2:26.527	<b>30.181</b>	37.860	33.338	151.3	32:09.174							
<b>98</b>	<b>Francisco Guedes</b> 1.Francisco Guedes Mini IMA Mini												





# GROUP 1 PORTUGAL+TROFEU MINI

## ESTORIL CLASSICS 12 e 13 OUTUBRO 2019

### Treinos Cronometrados Sessão 1

Volta por volta

■ Melhor marca pessoal ■ Melhor da sessão B Cruzando a linha de chegada para o pit lan

Vlt.	Tempo	Inter. 1	Inter. 2	Inter. 3	V.Máx	Decorrido	Vlt.	Tempo	Inter. 1	Inter. 2	Inter. 3	V.Máx	Decorrido
<b>175</b> Fernando Soares 1. Fernando Soares Mini Cooper S MK1 Mini													
1	3:22.459	1:23.112	38.026	33.680		3:22.459							
2	2:19.001	30.381	33.965	31.414	159.7	5:41.460							
3	2:12.675	27.929	33.580	30.095	174.9	7:54.135							
4	<b>2:12.069</b>	<b>27.278</b>	<b>33.302</b>	29.917	182.7	10:06.204							
5	2:35.927 B	29.519	36.200	32.000	180.3	12:42.131							
6	14:04.994	...	34.635	31.696		26:47.124							
7	2:12.736	28.091	33.512	30.008	177.7	28:59.860							
8	2:12.653	27.996	33.489	<b>29.858</b>	178.5	31:12.513							
<b>214</b> Alberto Freitas 1. Alberto Freitas Mini 1275 GT Mini													
1	3:36.888	1:33.401	38.933	35.653		3:36.888							
2	2:26.986	31.841	36.069	33.706	137.5	6:03.874							
3	2:21.478	30.438	<b>35.213</b>	32.351	148.1	8:25.352							
4	<b>2:20.475</b>	<b>30.060</b>	36.318	<b>31.555</b>	156.3	10:45.827							
5	3:03.409 B	31.333	37.322	40.714	156.9	13:49.236							
6	13:24.023 B	...	40.890	38.491		27:13.258							
7	6:37.282	4:46.772	35.593	32.428		33:50.540							
<b>501</b> Carlos Dias Pedro 1. Carlos Pedro 2. Ricardo Pereira Ford RS 2000 H81-2000													
1	2:32.022	39.150	40.929	31.665		2:32.022							
2	2:08.819	26.947	<b>31.902</b>	29.827	187.0	4:40.841							
3	<b>2:08.802</b>	26.770	32.002	29.880	192.6	6:49.643							
4	2:08.830	<b>26.595</b>	31.940	29.679	188.3	8:58.473							
5	2:09.350	27.393	32.815	<b>29.561</b>	188.3	11:07.823							
6	2:55.975 B	26.922	37.418	35.367	194.3	14:03.798							
7	14:08.398	...	33.015	30.054		28:12.195							
8	2:10.827	27.916	32.124	29.697	181.5	30:23.022							
<b>502</b> Madalena Gaspar 1. Madalena Gaspar VW Golf GTI H81-1600													
1	2:59.779	1:06.050	37.311	33.725		2:59.779							
2	2:15.518	28.222	34.025	31.668	174.9	5:15.297							
3	2:15.114	29.289	<b>33.815</b>	<b>29.965</b>	174.0	7:30.411							
4	2:13.715	<b>27.936</b>	33.859	30.205	172.9	9:44.126							
5	2:15.763	28.040	33.948	30.209	175.7	11:59.889							
6	3:43.009 B	42.268	54.754	44.773	102.4	15:42.898							
7	10:52.752	8:57.136	37.814	33.320		26:35.649							
8	2:14.669	29.111	33.834	30.168	176.5	28:50.318							
9	2:16.193	30.185	34.041	30.380	163.0	31:06.511							
10	<b>2:13.143</b>	28.239	34.127	30.146	172.9	33:19.654							
<b>503</b> Guillermo Velasco 1. Guillermo Velasco 2. Javier Mota Datsun 1200 Production Cup													
1	3:41.444					3:41.444							
2	2:36.883					6:18.327							
3	<b>2:35.623</b>					8:53.950							
4	2:39.193					11:33.143							
5	3:45.312 B					15:18.455							
<b>505</b> Carlos Lourenço 1. Carlos Lourenço 2. Carlos Maciel Toyota Starlet 1052													
1	4:14.332					4:14.332							
2	2:37.352					6:51.684							
3	2:29.569					9:21.253							
4	6:20.370 B					15:41.623							
5	11:09.525	9:09.450	39.079	34.001		26:51.147							
6	<b>2:28.165</b>	<b>31.512</b>	<b>38.338</b>	<b>32.810</b>	140.0	29:19.312							
7	2:36.065	31.759	39.518	34.305	143.1	31:55.377							
<b>506</b> João Miguel Ribeiro 1. João Ribeiro 2. Miguel Ribeiro Alfa Romeo Giulia H71-1600													
1	6:08.356	4:13.972	37.300	33.301		6:08.356							
2	2:22.460	29.696	35.648	32.178	167.9	8:30.816							
3	<b>2:19.359</b>	<b>29.277</b>	<b>35.476</b>	31.720	171.6	10:50.175							
4	3:00.749 B	29.641	36.985	42.811	170.8	13:50.924							
5	12:34.896	...	35.719	<b>31.199</b>		26:25.819							
6	2:23.865	31.246	35.576	33.678	164.4	28:49.684							
7	2:20.582	30.303	35.814	31.633	164.2	31:10.266							
<b>508</b> Paulo Vieira 1. Paulo Vieira Ford Escort RS 2000 H81-2000													
1	2:46.376 B	45.298	40.011	32.862		2:46.376							
2	2:47.121	57.842	34.520	32.293		5:33.497							
3	2:09.200	27.627	32.373	29.522	183.9	7:42.697							
4	<b>2:07.288</b>	<b>26.583</b>	<b>32.165</b>	<b>29.062</b>	194.3	9:49.985							
5	2:20.592	28.091	36.313	33.543	182.7	12:10.577							
6	3:38.017 B	42.892	45.170	45.320	82.9	15:48.594							
<b>513</b> Nuno Nunes 1. Nuno Nunes 2. Piero Maso Porsche 924 Turbo H81-Max													
1	3:29.882	1:27.791	41.646	35.046		3:29.882							
2	<b>2:14.720</b>	<b>27.788</b>	<b>34.223</b>	<b>31.561</b>	189.9	5:44.602							
3	3:16.192 B	28.219	34.994	50.634	188.3	9:00.794							
<b>516</b> João Diogo Lopes 1. João Lopes 2. Filipe Martins Ford Escort RS 2000 H81-2000													
1	2:35.636	48.723	35.265	31.304		2:35.636							
2	2:07.854	26.743	32.053	29.343	192.3	4:43.490							
3	2:07.147	26.570	31.922	29.303	195.0	6:50.637							
4	2:24.526 B	<b>26.488</b>	32.208	31.527	188.6	9:15.163							
5	5:41.082 B	2:56.965	47.650	42.005		14:56.245							
6	11:42.061	9:56.846	35.228	29.965		26:38.305							
7	2:13.343	27.976	32.828	31.968	195.0	28:51.648							
8	2:11.257	27.483	32.040	31.383	188.6	31:02.905							
9	<b>2:06.901</b>	26.673	<b>31.718</b>	<b>28.985</b>	197.1	33:09.806							
<b>520</b> Francisco Freitas 1. Francisco Freitas Datsun 1200 Production Cup													
1	2:45.117	40.178	42.381	36.375		2:45.117							
2	2:28.397	31.627	38.281	33.441	146.7	5:13.514							
3	2:28.508	32.002	38.021	33.384	147.7	7:42.022							
4	<b>2:25.968</b>	<b>30.403</b>	37.940	32.589	149.3	10:07.990							
5	2:49.476 B	31.525	37.528	32.581	150.1	12:57.466							
6	13:20.058	...	38.141	32.876		26:17.523							
7	2:26.826	30.711	38.195	32.644	147.7	28:44.349							





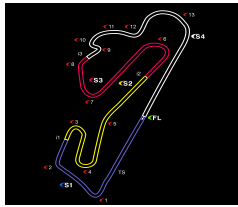
## GROUP 1 PORTUGAL+TROFEU MINI ESTORIL CLASSICS 12 e 13 OUTUBRO 2019 Treinos Cronometrados Sessão 1

### Volta por volta

■ Melhor marca pessoal ■ Melhor da sessão B Cruzando a linha de chegada para o pit lan

Vlt.	Tempo	Inter. 1	Inter. 2	Inter. 3	V.Máx	Decorrido	Vlt.	Tempo	Inter. 1	Inter. 2	Inter. 3	V.Máx	Decorrido
<b>524 Rui Carvalho</b> 1.Rui Carvalho Porsche 924 H81-2000							1	4:06.483	1:45.139	49.887	40.148		4:06.483
8	2:26.578	30.833	37.339	33.499	145.9	31:10.927	2	2:30.236	35.084	36.407	33.715	139.4	6:36.719
9	2:26.034	31.720	<b>37.319</b>	<b>32.418</b>	150.7	33:36.961	3	2:25.572	<b>30.338</b>	35.919	33.162	159.0	9:02.291
1	3:16.304	1:12.714	40.655	35.459		3:16.304	4	2:24.896	30.753	36.419	33.556	150.3	11:27.187
2	2:25.184	31.292	36.460	33.075	149.3	5:41.488	5	3:24.300	B 34.043	53.480	45.988	158.0	14:51.487
3	2:22.699	29.376	36.103	32.314	167.2	8:04.187	6	12:29.441	...	37.494	33.566		27:20.927
4	<b>2:21.795</b>	<b>29.358</b>	<b>35.874</b>	<b>32.241</b>	168.2	10:25.982	7	2:28.187	32.275	35.873	35.188	148.5	29:49.114
5	3:08.255	B 31.208	37.776	41.214	165.7	13:34.237	8	<b>2:22.576</b>	30.962	<b>35.442</b>	<b>32.697</b>	151.9	32:11.690
6	13:26.538	...	37.930	33.301		27:00.774							
7	2:24.928	30.606	36.716	32.758	169.2	29:25.702							
8	2:24.558	30.318	37.170	32.519	161.8	31:50.260							
<b>528 Hugo Nazário</b> 1.Hugo Nazário Porsche 924 H81-2000							1	4:11.553	2:01.026	43.558	39.229		4:11.553
1	3:32.544	1:34.492	36.746	33.979		3:32.544	2	2:36.880	35.872	37.980	36.133	113.9	6:48.433
2	2:19.941	29.300	35.297	32.802	166.2	5:52.485	3	2:28.560	32.134	37.243	34.229	127.4	9:16.993
3	2:19.486	29.633	35.257	32.155	161.5	8:11.971	4	2:34.318	31.590	40.468	36.992	140.0	11:51.311
4	2:19.642	29.618	35.096	32.054	156.7	10:31.613	5	3:31.064	B 42.894	52.425	45.323	107.7	15:22.375
5	3:03.711	B 30.200	36.004	39.103	172.9	13:35.324	6	11:33.722	9:39.078	36.929	<b>32.966</b>		26:56.096
6	13:01.524	...	38.646	36.617		26:36.847	7	<b>2:24.622</b>	<b>31.080</b>	<b>36.024</b>	33.169	140.3	29:20.718
7	2:19.602	28.307	36.773	32.336	178.8	28:56.449	8	2:27.865	32.833	36.906	33.931	138.6	31:48.583
8	<b>2:16.156</b>	<b>28.171</b>	<b>34.816</b>	<b>30.895</b>	181.2	31:12.605							
9	2:17.247	28.949	35.169	30.996	176.0	33:29.852							
<b>538 Rui Moura</b> 1.Rui Moura VW Golf GTI H-INV 2.Pedro Black							1	4:06.198	1:58.516	42.140	35.867		4:06.198
1	3:21.986	1:25.229	36.219	33.918		3:21.986	2	2:35.298	33.206	39.519	<b>34.094</b>	134.5	6:41.496
2	2:16.038	28.446	34.927	30.766	170.5	5:38.024	3	<b>2:33.396</b>	<b>31.860</b>	<b>39.035</b>	34.254	139.4	9:14.892
3	2:15.977	28.744	34.451	30.769	170.3	7:54.001	4	2:38.205	33.034	41.497	35.601	142.1	11:53.097
4	2:15.097	28.735	<b>34.022</b>	30.456	170.3	10:09.098	5	3:48.553	B 48.648	54.129	44.892	89.9	15:41.650
5	2:40.843	B 29.709	34.361	31.481	165.7	12:49.941	6	11:48.659	9:42.554	41.439	35.603		27:30.308
6	13:26.329	...	34.749	30.902		26:16.269	7	2:45.692	41.637	40.690	34.839	124.8	30:16.000
7	2:15.769	28.876	34.321	30.413	173.8	28:32.038	8	2:34.965	32.728	39.133	34.608	135.0	32:50.965
8	<b>2:14.959</b>	28.268	34.761	<b>30.405</b>	177.1	30:46.997							
9	2:16.409	<b>28.253</b>	34.655	31.300	176.0	33:03.406							
<b>545 François Guerin</b> 1.François Guerin BMW 1600 Ti H71-1600							1	4:06.483	1:58.516	42.140	35.867		4:06.198
1	2:56.151	59.483	37.467	34.006		2:56.151	2	2:32.658	32.157	39.182	34.473	144.6	5:58.105
2	2:22.591	29.887	35.257	32.017	169.5	5:18.742	3	2:32.419	32.607	38.776	34.060	143.4	8:30.524
3	<b>2:20.378</b>	29.783	<b>34.909</b>	<b>31.964</b>	166.4	7:39.120	4	2:30.504	31.941	38.691	33.475	143.4	11:01.028
4	2:21.382	<b>29.743</b>	35.920	32.301	171.1	10:00.502	5	3:14.826	B 31.960	44.558	43.528	143.1	14:15.854
5	2:53.831	B 30.891	42.665	33.476	172.1	12:54.333	6	12:34.040	...	38.863	33.885		26:49.893
6	13:31.679	...	35.551	32.417		26:26.011	7	<b>2:29.033</b>	<b>31.469</b>	<b>37.986</b>	<b>33.272</b>	144.2	29:18.926
7	2:22.626	30.660	35.385	33.045	171.6	28:48.637	8	2:30.887	31.638	38.620	33.687	144.9	31:49.813
<b>554 Henrique Correia</b> 1.Henrique Correia Ford Escort RS 2000 H81-2000 2.Paulo Ribeiro							1	4:06.198	1:58.516	42.140	35.867		4:06.198
1	2:47.728	52.878	37.262	33.820		2:47.728	2	2:30.064	32.065	38.297	33.529	145.3	5:51.093
2	2:20.545	29.882	34.713	33.361	162.7	5:08.273	3	2:29.752	31.669	38.235	33.505	146.7	8:20.845
3	2:22.427	<b>28.747</b>	36.818	33.127	167.2	7:30.700	4	2:29.171	31.168	38.550	33.414	143.8	10:50.016
4	<b>2:18.579</b>	30.025	<b>34.103</b>	<b>31.895</b>	157.8	9:49.279	5	3:09.084	B 32.041	38.771	41.927	146.1	13:59.100
							6	12:55.279	...	39.503	33.772		26:54.378
							7	<b>2:28.845</b>	31.272	38.440	<b>32.899</b>	146.5	29:23.223
							8	2:29.318	<b>31.134</b>	<b>38.213</b>	33.762	146.3	31:52.541
<b>557 Francisco Cardoso</b> 1.Francisco Cardoso Peugeot 104 ZS 1052							1	4:06.483	1:58.516	42.140	35.867		4:06.198
1	3:42.172	1:44.998	37.452	36.449		3:42.172	2	2:19.055	31.041	33.130	33.069	151.5	6:01.227
2	2:19.055	31.041	33.130	33.069	151.5	6:01.227							





# GROUP 1 PORTUGAL+TROFEU MINI ESTORIL CLASSICS 12 e 13 OUTUBRO 2019

## Treinos Cronometrados Sessão 1

### Volta por volta

■ Melhor marca pessoal ■ Melhor da sessão B Cruzando a linha de chegada para o pit lan

Vlt.	Tempo	Inter. 1	Inter. 2	Inter. 3	V.Máx	Decorrido
3	2:10.746	27.815	33.334	29.998	166.4	8:11.973
4	2:12.450	27.214	34.022	30.687	167.2	10:24.423
5	2:51.025 B	29.426	36.240	33.198	163.0	13:15.448
6	13:17.508	...	36.169	33.439	...	26:32.955
7	2:10.081	27.305	32.930	30.482	179.4	28:43.036
8	<b>2:07.434</b>	26.786	<b>32.210</b>	<b>29.093</b>	198.5	30:50.470
9	2:10.695	<b>26.453</b>	32.270	32.388	197.1	33:01.165

577		Raffa 78		Datsun 1200		
		1.Raffa 78		Production Cup		
1	3:52.664	1:48.460	42.087	35.243	3:52.664	
2	2:30.159	31.448	38.658	33.555	148.9	6:22.823
3	2:34.070	31.753	39.100	36.252	146.7	8:56.893
4	2:31.222	31.986	38.813	33.845	146.3	11:28.115
5	3:27.301 B	33.556	54.664	44.994	147.1	14:55.416
6	12:31.566	...	39.374	34.772	...	27:26.981
7	<b>2:29.711</b>	31.400	38.780	<b>33.385</b>	150.7	29:56.692
8	2:29.938	<b>31.386</b>	<b>38.309</b>	33.849	147.7	32:26.630

580		Pedro Reis		Datsun 1200		
		1.Pedro Reis		Production Cup		
		2.Paulo Costa				
1	3:18.133	1:04.148	43.512	37.094	3:18.133	
2	2:51.794	38.307	44.417	36.484	119.0	6:09.927
3	2:45.516	34.765	43.136	36.167	126.2	8:55.443
4	2:51.706 B	35.150	42.637	36.751	125.5	11:47.149
5	14:38.957	...	40.184	34.091	...	26:26.105
6	2:30.566	32.095	38.576	33.555	145.1	28:56.671
7	2:30.249	31.880	38.930	33.404	144.9	31:26.920
8	<b>2:28.522</b>	<b>31.374</b>	<b>38.240</b>	<b>33.087</b>	143.8	33:55.442

584		Tomas Pinto Abreu		Datsun 1200		
		1.Pinto Abreu		Production Cup		
1	3:05.227	1:02.896	39.908	35.987	3:05.227	
2	2:30.577	31.751	38.241	33.760	146.3	5:35.804
3	2:30.258	32.450	37.849	33.780	147.5	8:06.062
4	<b>2:28.079</b>	<b>31.006</b>	38.063	33.173	147.7	10:34.141
5	3:04.174 B	31.601	<b>37.690</b>	37.946	148.5	13:38.315
6	12:45.171	...	38.177	<b>33.172</b>	...	26:23.485

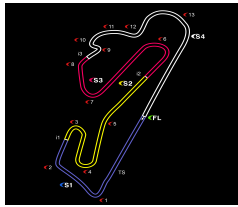
587		Manuel Cabral Menezes		VW Golf GTI		
		1.Manuel Menezes		H81-1600		
1	2:43.682	51.596	37.212	32.597	2:43.682	
2	2:15.964	<b>28.046</b>	34.635	31.187	174.0	4:59.646
3	2:15.454	28.103	34.863	30.845	178.0	7:15.100
4	2:14.952	28.235	34.298	30.777	178.5	9:30.052
5	2:30.728	28.523	44.510	30.851	174.6	12:00.780
6	3:43.071 B	46.300	50.468	45.098	92.4	15:43.851
7	12:15.919	...	36.719	34.498	...	27:59.769
8	2:22.426	29.230	34.942	33.881	178.3	30:22.195
9	<b>2:14.548</b>	28.239	<b>34.020</b>	<b>30.726</b>	178.8	32:36.743

588		Rafael Carneiro Pinto		Volkswagen Golf GTI		
		1.Rafael Pinto		H81-1600		
		2.Luis Liberal				
1	2:49.595	53.539	37.973	33.114	2:49.595	
2	2:16.530	28.583	34.983	31.694	176.3	5:06.125
3	2:13.418	27.524	34.220	30.259	179.4	7:19.543
4	2:18.963	27.599	39.181	30.875	180.0	9:38.506

Vlt.	Tempo	Inter. 1	Inter. 2	Inter. 3	V.Máx	Decorrido
5	2:14.477	27.540	34.239	30.859	181.8	11:52.983
6	3:32.268 B	42.995	53.465	43.997	110.2	15:25.251
7	11:25.080	9:36.382	34.903	32.045	...	26:50.330
8	<b>2:12.977</b>	27.816	33.731	30.395	181.2	29:03.307
9	2:13.482	28.055	<b>33.526</b>	<b>30.046</b>	180.6	31:16.789
10	2:13.002	<b>27.499</b>	33.566	30.680	181.8	33:29.791

590		Pedro Mourato Gordo		Datsun 1200		
		1.Pedro Gordo		Production Cup		
		2.António Rodrigues				
1	3:33.422	1:03.142	40.553	36.132	3:33.422	
2	2:31.354	32.522	38.236	33.662	145.1	6:04.776
3	2:29.743	<b>31.276</b>	38.259	33.532	148.9	8:34.519
4	<b>2:28.848</b>	31.434	<b>37.667</b>	33.461	146.9	11:03.367
5	3:17.565 B	33.271	48.374	38.555	147.5	14:20.932
6	12:27.983	...	38.656	33.771	...	26:48.914
7	2:29.552	31.458	38.265	<b>33.416</b>	144.9	29:18.466
8	2:35.583	31.598	41.012	36.623	144.2	31:54.049

595		Antonio Fresco		Ford Capri MKIII V6		
		1.Antonio Fresco		H81-Max		
		2.José Fresco				
1	2:52.812	56.294	36.806	34.173	2:52.812	
2	2:17.187	28.642	33.615	31.901	183.3	5:09.999
3	2:15.816	<b>27.984</b>	33.721	31.671	179.1	7:25.815
4	<b>2:14.377</b>	28.700	33.357	<b>30.546</b>	176.8	9:40.192
5	2:20.395	28.110	34.276	32.400	180.0	12:00.587
6	3:52.956 B	59.032	53.288	45.747	72.3	15:53.543
7	11:17.714	9:21.960	38.896	33.479	...	27:11.256
8	2:17.007	29.953	<b>33.301</b>	30.657	185.5	29:28.263



# GROUP 1 PORTUGAL+TROFEU MINI ESTORIL CLASSICS 12 e 13 OUTUBRO 2019

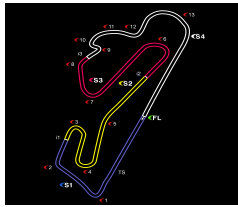
## Treinos Cronometrados Sessão 1

### Volta por volta

■ Melhor marca pessoal ■ Melhor da sessão B Cruzando a linha de chegada para o pit lan

Vlt.	Tempo	Inter. 1	Inter. 2	Inter. 3	V.Máx	Decorrido	Vlt.	Tempo	Inter. 1	Inter. 2	Inter. 3	V.Máx	Decorrido		
<b>6</b>	<b>Miguel Sales</b> 1.Miguel Sales 2.Rui Salvada						Mini	<b>28</b>	<b>Paulo Kalassa</b> 1.Paulo Kalassa						Mini
1	3:56.406	1:47.934	44.168	35.926		3:56.406	1	3:17.125	1:13.303	40.441	35.737		3:17.125		
2	2:29.167	31.295	37.410	33.904	148.9	6:25.573	2	2:27.476	31.324	37.566	33.530	147.9	5:44.601		
3	2:29.701	<b>30.553</b>	37.811	34.708	153.2	8:55.274	3	<b>2:25.797</b>	<b>31.190</b>	<b>36.917</b>	<b>32.442</b>	155.4	8:10.398		
4	2:29.733	31.690	37.353	33.676	153.4	11:25.007									
5	3:29.421	B 35.841	53.307	45.794	152.6	14:54.428	<b>42</b>	<b>Francisco Borreguero</b> 1.Francisco Borreguero 2.Guillermo Borreguero						Mini	
6	12:31.807	...	38.641	33.555		27:26.234	1	9:03.074	6:41.554	47.257	41.216		9:03.074		
7	<b>2:27.276</b>	30.724	<b>37.169</b>	<b>33.369</b>	153.4	29:53.510	2	2:48.855	36.515	42.060	39.937	126.6	11:51.929		
8	2:27.964	30.651	37.306	33.640	152.6	32:21.474	3	3:37.132	B 45.099	53.681	44.213	90.1	15:29.061		
<b>9</b>	<b>Manuel Moura Teixeira</b> 1.Manuel Teixeira 2.Claudio Mota						Mini	<b>48</b>	<b>Philippe Quirière</b> 1.Philippe Quirière						Mini Cooper S MK1 Mini
1	3:34.388	1:31.601	39.660	35.614		3:34.388	1	3:34.451	1:35.266	38.190	34.912		3:34.451		
2	2:26.189	30.179	37.694	32.922	153.4	6:00.577	2	2:16.689	27.997	35.127	31.944	172.7	5:51.140		
3	2:27.105	30.548	38.014	33.436	151.9	8:27.682	3	2:12.911	27.311	33.561	30.732	183.6	8:04.051		
4	2:26.202	30.891	37.395	32.673	151.7	10:53.884	4	<b>2:11.847</b>	<b>27.249</b>	<b>33.157</b>	<b>30.229</b>	181.8	10:15.898		
5	3:06.811	B 30.901	37.671	41.213	151.3	14:00.695	5	2:52.505	B 29.302	39.628	36.305	182.1	13:08.403		
6	12:17.347	...	<b>37.110</b>	33.000		26:18.041									
7	2:26.174	30.292	37.901	32.675	149.5	28:44.215									
8	<b>2:24.952</b>	<b>30.153</b>	37.515	<b>32.515</b>	151.7	31:09.167									
9	2:26.241	31.080	37.498	32.589	151.5	33:35.408									
<b>11</b>	<b>Luis Sepúlveda</b> 1.Luis Sepúlveda						Mini	<b>62</b>	<b>João Neves</b> 1.João Neves						Mini
1	3:17.793	1:18.474	38.022	33.770		3:17.793	1	3:51.841	1:41.529	40.976	39.532		3:51.841		
2	2:26.415	30.920	37.334	32.965	154.3	5:44.208	2	2:33.408	33.939	38.377	34.226	137.5	6:25.249		
3	<b>2:24.291</b>	<b>29.792</b>	37.268	32.427	153.2	8:08.499	3	2:32.675	32.168	38.908	34.502	148.5	8:57.924		
4	2:24.338	29.814	37.057	32.373	151.7	10:32.837	4	2:33.014	33.429	38.363	34.295	145.7	11:30.938		
5	3:03.737	B 30.779	38.325	35.961	151.3	13:36.574	5	3:35.179	B 33.796	54.945	48.147	148.7	15:06.117		
6	13:37.916	...	40.144	35.462		27:14.489	6	11:50.734	9:50.661	39.139	33.841		26:56.850		
7	2:29.575	33.736	38.917	<b>32.208</b>	135.8	29:44.064	7	2:29.377	<b>31.571</b>	38.410	<b>33.007</b>	153.4	29:26.227		
8	2:25.137	29.994	<b>36.650</b>	33.708	153.2	32:09.201	8	<b>2:28.910</b>	32.053	<b>37.998</b>	33.112	150.5	31:55.137		
<b>16</b>	<b>Piero dal Maso</b> 1.Guilherme Maso						Mini	<b>74</b>	<b>Mário Marcão</b> 1.Mário Marcão						Mini
1	3:34.220	1:31.224	39.147	35.390		3:34.220	1	4:16.878	2:04.454	44.664	39.224		4:16.878		
2	2:27.484	30.692	37.706	<b>33.294</b>	149.7	6:01.704	2	2:43.123	32.398	38.722	43.257	147.9	7:00.001		
3	2:33.297	<b>30.329</b>	37.693	35.291	150.5	8:35.001	3	2:34.533	32.863	38.804	34.542	146.7	9:34.534		
4	<b>2:26.974</b>	30.429	<b>37.570</b>	33.297	152.8	11:01.975	4	2:34.617	31.355	38.773	34.354	146.3	12:09.151		
5	3:15.557	B 31.589	44.447	44.434	151.5	14:17.532	5	3:42.236	B 45.635	45.166	45.050	79.9	15:51.387		
6	13:17.554	...	40.992	34.226		27:35.085	6	11:20.317	9:15.366	39.525	37.226		27:11.703		
7	2:33.989	36.448	37.935	33.478	150.9	30:09.074	7	<b>2:28.001</b>	<b>30.859</b>	<b>37.706</b>	<b>32.893</b>	148.7	29:39.704		
8	2:27.697	30.604	37.750	33.470	149.1	32:36.771	8	2:28.359	30.894	38.025	33.213	145.9	32:08.063		
<b>21</b>	<b>Nelson Rego</b> 1.Nelson Rego 2.Alexandre Leal						Mini	<b>96</b>	<b>João Cavaleiro e Silva</b> 1.João Silva 2.Paulo Leitão						Mini
1	3:18.793	1:18.863	38.466	33.682		3:18.793	1	3:23.012	1:20.899	38.426	34.176		3:23.012		
2	<b>2:26.167</b>	30.738	37.316	33.382	153.6	5:44.960	2	<b>2:29.199</b>	31.965	<b>37.332</b>	<b>33.910</b>	141.0	5:52.211		
3	2:26.264	31.455	<b>37.189</b>	<b>32.819</b>	154.3	8:11.224	3	2:29.672	<b>31.304</b>	37.379	34.988	154.9	8:21.883		
4	2:26.965	31.149	37.557	32.882	155.2	10:38.189	4	2:37.274	32.958	43.864	34.473	138.2	10:59.157		
5	3:03.556	B 33.250	37.924	38.537	151.3	13:41.745	5	3:12.777	B 31.314	41.546	43.706	151.7	14:11.934		
6	13:32.550	...	40.256	35.128		27:14.294									
7	2:28.353	32.303	37.633	33.311	153.4	29:42.647									
8	2:26.527	<b>30.181</b>	37.860	33.338	151.3	32:09.174									
<b>98</b>	<b>Francisco Guedes</b> 1.Francisco Guedes						Mini IMA Mini								





# GROUP 1 PORTUGAL+TROFEU MINI

## ESTORIL CLASSICS 12 e 13 OUTUBRO 2019

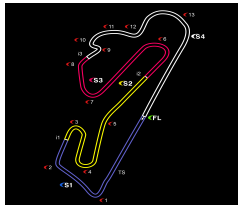
### Treinos Cronometrados Sessão 1

Volta por volta

■ Melhor marca pessoal ■ Melhor da sessão B Cruzando a linha de chegada para o pit lan

Vlt.	Tempo	Inter. 1	Inter. 2	Inter. 3	V.Máx	Decorrido	Vlt.	Tempo	Inter. 1	Inter. 2	Inter. 3	V.Máx	Decorrido
1	4:36.219B	2:32.393	36.699	32.732		4:36.219	<b>505</b>	<b>Carlos Lourenço</b>					Toyota Starlet 1052
2	4:32.592	2:33.414	37.906	36.151		9:08.811	1	4:14.332					4:14.332
3	2:25.424	29.548	37.207	33.391	172.1	11:34.235	2	2:37.352					6:51.684
4	9:55.795B	6:15.116	1:58.116		128.2	21:30.030	3	2:29.569					9:21.253
<b>175</b> <b>Fernando Soares</b> Mini Cooper S MK1 1.Fernando Soares Mini							<b>506</b> <b>João Miguel Ribeiro</b> Alfa Romeo Giulia H71-1600 1.João Ribeiro 2.Miguel Ribeiro						
1	3:22.459	1:23.112	38.026	33.680		3:22.459	1	6:08.356	4:13.972	37.300	33.301		6:08.356
2	2:19.001	30.381	33.965	31.414	159.7	5:41.460	2	2:22.460	29.696	35.648	32.178	167.9	8:30.816
3	2:12.675	27.929	33.580	30.095	174.9	7:54.135	3	2:19.359	29.277	35.476	31.720	171.6	10:50.175
4	2:12.069	27.278	33.302	29.917	182.7	10:06.204	4	3:00.749B	29.641	36.985	42.811	170.8	13:50.924
5	2:35.927B	29.519	36.200	32.000	180.3	12:42.131	5	12:34.896	...	35.719	31.199		26:25.819
6	14:04.994	...	34.635	31.696		26:47.124	6	2:23.865	31.246	35.576	33.678	164.4	28:49.684
7	2:12.736	28.091	33.512	30.008	177.7	28:59.860	7	2:20.582	30.303	35.814	31.633	164.2	31:10.266
8	2:12.653	27.996	33.489	29.858	178.5	31:12.513	<b>508</b> <b>Paulo Vieira</b> Ford Escort RS 2000 H81-2000 1.Paulo Vieira						
<b>214</b> <b>Alberto Freitas</b> Mini 1275 GT Mini 1.Alberto Freitas							1	2:46.376B	45.298	40.011	32.862		2:46.376
1	3:36.888	1:33.401	38.933	35.653		3:36.888	2	2:47.121	57.842	34.520	32.293		5:33.497
2	2:26.986	31.841	36.069	33.706	137.5	6:03.874	3	2:09.200	27.627	32.373	29.522	183.9	7:42.697
3	2:21.478	30.438	35.213	32.351	148.1	8:25.352	4	2:07.288	26.583	32.165	29.062	194.3	9:49.985
4	2:20.475	30.060	36.318	31.555	156.3	10:45.827	5	2:20.592	28.091	36.313	33.543	182.7	12:10.577
5	3:03.409B	31.333	37.322	40.714	156.9	13:49.236	6	3:38.017B	42.892	45.170	45.320	82.9	15:48.594
6	13:24.023B	...	40.890	38.491		27:13.258	<b>513</b> <b>Nuno Nunes</b> Porsche 924 Turbo H81-Max 1.Nuno Nunes 2.Piero Maso						
7	6:37.282	4:46.772	35.593	32.428		33:50.540	1	3:29.882	1:27.791	41.646	35.046		3:29.882
<b>501</b> <b>Carlos Dias Pedro</b> Ford RS 2000 H81-2000 1.Carlos Pedro 2.Ricardo Pereira							2	2:14.720	27.788	34.223	31.561	189.9	5:44.602
1	2:32.022	39.150	40.929	31.665		2:32.022	3	3:16.192B	28.219	34.994	50.634	188.3	9:00.794
2	2:08.819	26.947	31.902	29.827	187.0	4:40.841	<b>516</b> <b>João Diogo Lopes</b> Ford Escort RS 2000 H81-2000 1.João Lopes 2.Filipe Martins						
3	2:08.802	26.770	32.002	29.880	192.6	6:49.643	1	2:35.636	48.723	35.265	31.304		2:35.636
4	2:08.830	26.595	31.940	29.679	188.3	8:58.473	2	2:07.854	26.743	32.053	29.343	192.3	4:43.490
5	2:09.350	27.393	32.815	29.561	188.3	11:07.823	3	2:07.147	26.570	31.922	29.303	195.0	6:50.637
6	2:55.975B	26.922	37.418	35.367	194.3	14:03.798	4	2:24.526B	26.488	32.208	31.527	188.6	9:15.163
7	14:08.398	...	33.015	30.054		28:12.195	5	5:41.082B	2:56.965	47.650	42.005		14:56.245
8	2:10.827	27.916	32.124	29.697	181.5	30:23.022	6	11:42.061	9:56.846	35.228	29.965		26:38.305
<b>502</b> <b>Madalena Gaspar</b> VW Golf GTI H81-1600 1.Madalena Gaspar							7	2:13.343	27.976	32.828	31.968	195.0	28:51.648
1	2:59.779	1:06.050	37.311	33.725		2:59.779	8	2:11.257	27.483	32.040	31.383	188.6	31:02.905
2	2:15.518	28.222	34.025	31.668	174.9	5:15.297	9	2:06.901	26.673	31.718	28.985	197.1	33:09.806
3	2:15.114	29.289	33.815	29.965	174.0	7:30.411	<b>520</b> <b>Francisco Freitas</b> Datsun 1200 Production Cup 1.Francisco Freitas						
4	2:13.715	27.936	33.859	30.205	172.9	9:44.126	1	2:45.117	40.178	42.381	36.375		2:45.117
5	2:15.763	28.040	33.948	30.209	175.7	11:59.889	2	2:28.397	31.627	38.281	33.441	146.7	5:13.514
6	3:43.009B	42.268	54.754	44.773	102.4	15:42.898	3	2:28.508	32.002	38.021	33.384	147.7	7:42.022
7	10:52.752	8:57.136	37.814	33.320		26:35.649	4	2:25.968	30.403	37.940	32.589	149.3	10:07.990
8	2:14.669	29.111	33.834	30.168	176.5	28:50.318	5	2:49.476B	31.525	37.528	32.581	150.1	12:57.466
9	2:16.193	30.185	34.041	30.380	163.0	31:06.511	6	13:20.058	...	38.141	32.876		26:17.523
10	2:13.143	28.239	34.127	30.146	172.9	33:19.654	7	2:26.826	30.711	38.195	32.644	147.7	28:44.349
<b>503</b> <b>Guillermo Velasco</b> Datsun 1200 Production Cup 1.Guillermo Velasco 2.Javier Mota													
1	3:41.444					3:41.444							
2	2:36.883					6:18.327							
3	2:35.623					8:53.950							
4	2:39.193					11:33.143							
5	3:45.312B					15:18.455							





# GROUP 1 PORTUGAL+TROFEU MINI

## ESTORIL CLASSICS 12 e 13 OUTUBRO 2019

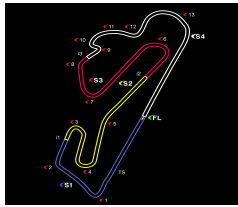
### Treinos Cronometrados Sessão 1

### Volta por volta

■ Melhor marca pessoal ■ Melhor da sessão ■ Cruzando a linha de chegada para o pit lan

Vlt.	Tempo	Inter. 1	Inter. 2	Inter. 3	V.Máx	Decorrido	Vlt.	Tempo	Inter. 1	Inter. 2	Inter. 3	V.Máx	Decorrido	
<b>524</b> Rui Carvalho 1.Rui Carvalho Porsche 924 H81-2000							1	4:06.483	1:45.139	49.887	40.148		4:06.483	
8	2:26.578	30.833	37.339	33.499	145.9	31:10.927	2	2:30.236	35.084	36.407	33.715	139.4	6:36.719	
9	2:26.034	31.720	<b>37.319</b>	<b>32.418</b>	150.7	33:36.961	3	2:25.572	<b>30.338</b>	35.919	33.162	159.0	9:02.291	
1	3:16.304	1:12.714	40.655	35.459		3:16.304	4	2:24.896	30.753	36.419	33.556	150.3	11:27.187	
2	2:25.184	31.292	36.460	33.075	149.3	5:41.488	5	3:24.300	<b>B</b>	34.043	53.480	45.988	158.0	14:51.487
3	2:22.699	29.376	36.103	32.314	167.2	8:04.187	6	12:29.441	...	37.494	33.566		27:20.927	
4	<b>2:21.795</b>	<b>29.358</b>	<b>35.874</b>	<b>32.241</b>	168.2	10:25.982	7	2:28.187	32.275	35.873	35.188	148.5	29:49.114	
5	3:08.255	<b>B</b>	31.208	37.776	41.214	165.7	8	<b>2:22.576</b>	30.962	<b>35.442</b>	<b>32.697</b>	151.9	32:11.690	
6	13:26.538	...	37.930	33.301		27:00.774								
7	2:24.928	30.606	36.716	32.758	169.2	29:25.702								
8	2:24.558	30.318	37.170	32.519	161.8	31:50.260								
<b>528</b> Hugo Nazário 1.Hugo Nazário Porsche 924 H81-2000							1	4:11.553	2:01.026	43.558	39.229		4:11.553	
1	3:32.544	1:34.492	36.746	33.979		3:32.544	2	2:36.880	35.872	37.980	36.133	113.9	6:48.433	
2	2:19.941	29.300	35.297	32.802	166.2	5:52.485	3	2:28.560	32.134	37.243	34.229	127.4	9:16.993	
3	2:19.486	29.633	35.257	32.155	161.5	8:11.971	4	2:34.318	31.590	40.468	36.992	140.0	11:51.311	
4	2:19.642	29.618	35.096	32.054	156.7	10:31.613	5	3:31.064	<b>B</b>	42.894	52.425	45.323	107.7	15:22.375
5	3:03.711	<b>B</b>	30.200	36.004	39.103	172.9	6	11:33.722	9:39.078	36.929	<b>32.966</b>		26:56.096	
6	13:01.524	...	38.646	36.617		26:36.847	7	<b>2:24.622</b>	<b>31.080</b>	<b>36.024</b>	33.169	140.3	29:20.718	
7	2:19.602	28.307	36.773	32.336	178.8	28:56.449	8	2:27.865	32.833	36.906	33.931	138.6	31:48.583	
8	<b>2:16.156</b>	<b>28.171</b>	<b>34.816</b>	<b>30.895</b>	181.2	31:12.605								
9	2:17.247	28.949	35.169	30.996	176.0	33:29.852								
<b>538</b> Rui Moura 1.Rui Moura 2.Pedro Black VW Golf GTI H-INV							1	4:06.198	1:58.516	42.140	35.867		4:06.198	
1	3:21.986	1:25.229	36.219	33.918		3:21.986	2	2:35.298	33.206	39.519	<b>34.094</b>	134.5	6:41.496	
2	2:16.038	28.446	34.927	30.766	170.5	5:38.024	3	<b>2:33.396</b>	<b>31.860</b>	<b>39.035</b>	34.254	139.4	9:14.892	
3	2:15.977	28.744	34.451	30.769	170.3	7:54.001	4	2:38.205	33.034	41.497	35.601	142.1	11:53.097	
4	2:15.097	28.735	<b>34.022</b>	30.456	170.3	10:09.098	5	3:48.553	<b>B</b>	48.648	54.129	44.892	89.9	15:41.650
5	2:40.843	<b>B</b>	29.709	34.361	31.481	165.7	6	11:48.659	9:42.554	41.439	35.603		27:30.308	
6	13:26.329	...	34.749	30.902		26:16.269	7	2:45.692	41.637	40.690	34.839	124.8	30:16.000	
7	2:15.769	28.876	34.321	30.413	173.8	28:32.038	8	2:34.965	32.728	39.133	34.608	135.0	32:50.965	
8	<b>2:14.959</b>	28.268	34.761	<b>30.405</b>	177.1	30:46.997								
9	2:16.409	<b>28.253</b>	34.655	31.300	176.0	33:03.406								
<b>545</b> François Guerin 1.François Guerin BMW 1600 Ti H71-1600							1	4:06.198	1:58.516	42.140	35.867		4:06.198	
1	2:56.151	59.483	37.467	34.006		2:56.151	2	2:32.658	32.157	39.182	34.473	144.6	5:58.105	
2	2:22.591	29.887	35.257	32.017	169.5	5:18.742	3	2:32.419	32.607	38.776	34.060	143.4	8:30.524	
3	<b>2:20.378</b>	29.783	<b>34.909</b>	<b>31.964</b>	166.4	7:39.120	4	2:30.504	31.941	38.691	33.475	143.4	11:01.028	
4	2:21.382	<b>29.743</b>	35.920	32.301	171.1	10:00.502	5	3:14.826	<b>B</b>	31.960	44.558	43.528	143.1	14:15.854
5	2:53.831	<b>B</b>	30.891	42.665	33.476	172.1	6	12:34.040	...	38.863	33.885		26:49.893	
6	13:31.679	...	35.551	32.417		26:26.011	7	<b>2:29.033</b>	<b>31.469</b>	<b>37.986</b>	<b>33.272</b>	144.2	29:18.926	
7	2:22.626	30.660	35.385	33.045	171.6	28:48.637	8	2:30.887	31.638	38.620	33.687	144.9	31:49.813	
<b>554</b> Henrique Correia 1.Henrique Correia 2.Paulo Ribeiro Ford Escort RS 2000 H81-2000							1	4:06.198	1:58.516	42.140	35.867		4:06.198	
1	2:47.728	52.878	37.262	33.820		2:47.728	2	2:30.064	32.065	38.297	33.529	145.3	5:51.093	
2	2:20.545	29.882	34.713	33.361	162.7	5:08.273	3	2:29.752	31.669	38.235	33.505	146.7	8:20.845	
3	2:22.427	<b>28.747</b>	36.818	33.127	167.2	7:30.700	4	2:29.171	31.168	38.550	33.414	143.8	10:50.016	
4	<b>2:18.579</b>	30.025	<b>34.103</b>	<b>31.895</b>	157.8	9:49.279	5	3:09.084	<b>B</b>	32.041	38.771	41.927	146.1	13:59.100
							6	12:55.279	...	39.503	33.772		26:54.378	
							7	<b>2:28.845</b>	31.272	38.440	<b>32.899</b>	146.5	29:23.223	
							8	2:29.318	<b>31.134</b>	<b>38.213</b>	33.762	146.3	31:52.541	
<b>557</b> Francisco Cardoso 1.Francisco Cardoso Peugeot 104 ZS 1052							1	4:06.198	1:58.516	42.140	35.867		4:06.198	
1	3:42.172	1:44.998	37.452	36.449		3:42.172	2	2:19.055	31.041	33.130	33.069	151.5	6:01.227	





# GROUP 1 PORTUGAL+TROFEU MINI ESTORIL CLASSICS 12 e 13 OUTUBRO 2019

## Treinos Cronometrados Sessão 1

### Volta por volta

■ Melhor marca pessoal ■ Melhor da sessão B Cruzando a linha de chegada para o pit lan

Vlt.	Tempo	Inter. 1	Inter. 2	Inter. 3	V.Máx	Decorrido
3	2:10.746	27.815	33.334	29.998	166.4	8:11.973
4	2:12.450	27.214	34.022	30.687	167.2	10:24.423
5	2:51.025 B	29.426	36.240	33.198	163.0	13:15.448
6	13:17.508	...	36.169	33.439	...	26:32.955
7	2:10.081	27.305	32.930	30.482	179.4	28:43.036
8	<b>2:07.434</b>	26.786	<b>32.210</b>	<b>29.093</b>	198.5	30:50.470
9	2:10.695	<b>26.453</b>	32.270	32.388	197.1	33:01.165

577		Raffa 78		Datsun 1200		
		1.Raffa 78		Production Cup		
1	3:52.664	1:48.460	42.087	35.243	3:52.664	
2	2:30.159	31.448	38.658	33.555	148.9	6:22.823
3	2:34.070	31.753	39.100	36.252	146.7	8:56.893
4	2:31.222	31.986	38.813	33.845	146.3	11:28.115
5	3:27.301 B	33.556	54.664	44.994	147.1	14:55.416
6	12:31.566	...	39.374	34.772	...	27:26.981
7	<b>2:29.711</b>	31.400	38.780	<b>33.385</b>	150.7	29:56.692
8	2:29.938	<b>31.386</b>	<b>38.309</b>	33.849	147.7	32:26.630

580		Pedro Reis		Datsun 1200		
		1.Pedro Reis		Production Cup		
		2.Paulo Costa				
1	3:18.133	1:04.148	43.512	37.094	3:18.133	
2	2:51.794	38.307	44.417	36.484	119.0	6:09.927
3	2:45.516	34.765	43.136	36.167	126.2	8:55.443
4	2:51.706 B	35.150	42.637	36.751	125.5	11:47.149
5	14:38.957	...	40.184	34.091	...	26:26.105
6	2:30.566	32.095	38.576	33.555	145.1	28:56.671
7	2:30.249	31.880	38.930	33.404	144.9	31:26.920
8	<b>2:28.522</b>	<b>31.374</b>	<b>38.240</b>	<b>33.087</b>	143.8	33:55.442

584		Tomas Pinto Abreu		Datsun 1200		
		1.Pinto Abreu		Production Cup		
1	3:05.227	1:02.896	39.908	35.987	3:05.227	
2	2:30.577	31.751	38.241	33.760	146.3	5:35.804
3	2:30.258	32.450	37.849	33.780	147.5	8:06.062
4	<b>2:28.079</b>	<b>31.006</b>	38.063	33.173	147.7	10:34.141
5	3:04.174 B	31.601	<b>37.690</b>	37.946	148.5	13:38.315
6	12:45.171	...	38.177	<b>33.172</b>	...	26:23.485

587		Manuel Cabral Menezes		VW Golf GTI		
		1.Manuel Menezes		H81-1600		
1	2:43.682	51.596	37.212	32.597	2:43.682	
2	2:15.964	<b>28.046</b>	34.635	31.187	174.0	4:59.646
3	2:15.454	28.103	34.863	30.845	178.0	7:15.100
4	2:14.952	28.235	34.298	30.777	178.5	9:30.052
5	2:30.728	28.523	44.510	30.851	174.6	12:00.780
6	3:43.071 B	46.300	50.468	45.098	92.4	15:43.851
7	12:15.919	...	36.719	34.498	...	27:59.769
8	2:22.426	29.230	34.942	33.881	178.3	30:22.195
9	<b>2:14.548</b>	28.239	<b>34.020</b>	<b>30.726</b>	178.8	32:36.743

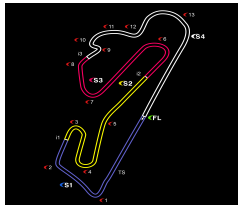
588		Rafael Carneira Pinto		Volkswagen Golf GTI		
		1.Rafael Pinto		H81-1600		
		2.Luis Liberal				
1	2:49.595	53.539	37.973	33.114	2:49.595	
2	2:16.530	28.583	34.983	31.694	176.3	5:06.125
3	2:13.418	27.524	34.220	30.259	179.4	7:19.543
4	2:18.963	27.599	39.181	30.875	180.0	9:38.506

Vlt.	Tempo	Inter. 1	Inter. 2	Inter. 3	V.Máx	Decorrido
5	2:14.477	27.540	34.239	30.859	181.8	11:52.983
6	3:32.268 B	42.995	53.465	43.997	110.2	15:25.251
7	11:25.080	9:36.382	34.903	32.045	...	26:50.330
8	<b>2:12.977</b>	27.816	33.731	30.395	181.2	29:03.307
9	2:13.482	28.055	<b>33.526</b>	<b>30.046</b>	180.6	31:16.789
10	2:13.002	<b>27.499</b>	33.566	30.680	181.8	33:29.791

590		Pedro Mourato Gordo		Datsun 1200		
		1.Pedro Gordo		Production Cup		
		2.António Rodrigues				
1	3:33.422	1:03.142	40.553	36.132	3:33.422	
2	2:31.354	32.522	38.236	33.662	145.1	6:04.776
3	2:29.743	<b>31.276</b>	38.259	33.532	148.9	8:34.519
4	<b>2:28.848</b>	31.434	<b>37.667</b>	33.461	146.9	11:03.367
5	3:17.565 B	33.271	48.374	38.555	147.5	14:20.932
6	12:27.983	...	38.656	33.771	...	26:48.914
7	2:29.552	31.458	38.265	<b>33.416</b>	144.9	29:18.466
8	2:35.583	31.598	41.012	36.623	144.2	31:54.049

595		Antonio Fresco		Ford Capri MKIII V6		
		1.Antonio Fresco		H81-Max		
		2.José Fresco				
1	2:52.812	56.294	36.806	34.173	2:52.812	
2	2:17.187	28.642	33.615	31.901	183.3	5:09.999
3	2:15.816	<b>27.984</b>	33.721	31.671	179.1	7:25.815
4	<b>2:14.377</b>	28.700	33.357	<b>30.546</b>	176.8	9:40.192
5	2:20.395	28.110	34.276	32.400	180.0	12:00.587
6	3:52.956 B	59.032	53.288	45.747	72.3	15:53.543
7	11:17.714	9:21.960	38.896	33.479	...	27:11.256
8	2:17.007	29.953	<b>33.301</b>	30.657	185.5	29:28.263





# GROUP 1 PORTUGAL+TROFEU MINI ESTORIL CLASSICS 12 e 13 OUTUBRO 2019

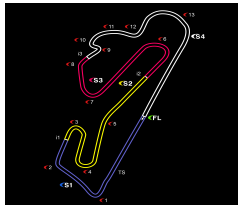
## Treinos Cronometrados Sessão 1

### Volta por volta

■ Melhor marca pessoal ■ Melhor da sessão B Cruzando a linha de chegada para o pit lan

Vlt.	Tempo	Inter. 1	Inter. 2	Inter. 3	V.Máx	Decorrido	Vlt.	Tempo	Inter. 1	Inter. 2	Inter. 3	V.Máx	Decorrido
<b>6</b>	<b>Miguel Sales</b> 1.Miguel Sales 2.Rui Salvada Mini						<b>28</b>	<b>Paulo Kalassa</b> 1.Paulo Kalassa Mini					
1	3:56.406	1:47.934	44.168	35.926		3:56.406	1	3:17.125	1:13.303	40.441	35.737		3:17.125
2	2:29.167	31.295	37.410	33.904	148.9	6:25.573	2	2:27.476	31.324	37.566	33.530	147.9	5:44.601
3	2:29.701	<b>30.553</b>	37.811	34.708	153.2	8:55.274	3	<b>2:25.797</b>	<b>31.190</b>	<b>36.917</b>	<b>32.442</b>	155.4	8:10.398
4	2:29.733	31.690	37.353	33.676	153.4	11:25.007							
5	3:29.421	B 35.841	53.307	45.794	152.6	14:54.428	<b>42</b>	<b>Francisco Borreguero</b> 1.Francisco Borreguero 2.Guillermo Borreguero Mini					
6	12:31.807	...	38.641	33.555		27:26.234	1	9:03.074	6:41.554	47.257	41.216		9:03.074
7	<b>2:27.276</b>	30.724	<b>37.169</b>	<b>33.369</b>	153.4	29:53.510	2	2:48.855	36.515	42.060	39.937	126.6	11:51.929
8	2:27.964	30.651	37.306	33.640	152.6	32:21.474	3	3:37.132	B 45.099	53.681	44.213	90.1	15:29.061
<b>9</b>	<b>Manuel Moura Teixeira</b> 1.Manuel Teixeira 2.Claudio Mota Mini						4	11:43.030	9:36.350	40.142	37.441		27:12.090
1	3:34.388	1:31.601	39.660	35.614		3:34.388	5	2:40.231	34.769	40.978	<b>36.107</b>	131.1	29:52.321
2	2:26.189	30.179	37.694	32.922	153.4	6:00.577	6	<b>2:38.203</b>	<b>34.228</b>	<b>39.000</b>	36.611	137.7	32:30.524
3	2:27.105	30.548	38.014	33.436	151.9	8:27.682	<b>48</b>	<b>Philippe Quirière</b> 1.Philippe Quirière Mini Cooper S MK1 Mini					
4	2:26.202	30.891	37.395	32.673	151.7	10:53.884	1	3:34.451	1:35.266	38.190	34.912		3:34.451
5	3:06.811	B 30.901	37.671	41.213	151.3	14:00.695	2	2:16.689	27.997	35.127	31.944	172.7	5:51.140
6	12:17.347	...	<b>37.110</b>	33.000		26:18.041	3	2:12.911	27.311	33.561	30.732	183.6	8:04.051
7	2:26.174	30.292	37.901	32.675	149.5	28:44.215	4	<b>2:11.847</b>	<b>27.249</b>	<b>33.157</b>	<b>30.229</b>	181.8	10:15.898
8	<b>2:24.952</b>	<b>30.153</b>	37.515	<b>32.515</b>	151.7	31:09.167	5	2:52.505	B 29.302	39.628	36.305	182.1	13:08.403
9	2:26.241	31.080	37.498	32.589	151.5	33:35.408							
<b>11</b>	<b>Luis Sepúlveda</b> 1.Luis Sepúlveda Mini						<b>62</b>	<b>João Neves</b> 1.João Neves Mini					
1	3:17.793	1:18.474	38.022	33.770		3:17.793	1	3:51.841	1:41.529	40.976	39.532		3:51.841
2	2:26.415	30.920	37.334	32.965	154.3	5:44.208	2	2:33.408	33.939	38.377	34.226	137.5	6:25.249
3	<b>2:24.291</b>	<b>29.792</b>	37.268	32.427	153.2	8:08.499	3	2:32.675	32.168	38.908	34.502	148.5	8:57.924
4	2:24.338	29.814	37.057	32.373	151.7	10:32.837	4	2:33.014	33.429	38.363	34.295	145.7	11:30.938
5	3:03.737	B 30.779	38.325	35.961	151.3	13:36.574	5	3:35.179	B 33.796	54.945	48.147	148.7	15:06.117
6	13:37.916	...	40.144	35.462		27:14.489	6	11:50.734	9:50.661	39.139	33.841		26:56.850
7	2:29.575	33.736	38.917	<b>32.208</b>	135.8	29:44.064	7	2:29.377	<b>31.571</b>	38.410	<b>33.007</b>	153.4	29:26.227
8	2:25.137	29.994	<b>36.650</b>	33.708	153.2	32:09.201	8	<b>2:28.910</b>	32.053	<b>37.998</b>	33.112	150.5	31:55.137
<b>16</b>	<b>Piero dal Maso</b> 1.Guilherme Maso Mini						<b>74</b>	<b>Mário Marcão</b> 1.Mário Marcão Mini					
1	3:34.220	1:31.224	39.147	35.390		3:34.220	1	4:16.878	2:04.454	44.664	39.224		4:16.878
2	2:27.484	30.692	37.706	<b>33.294</b>	149.7	6:01.704	2	2:43.123	32.398	38.722	43.257	147.9	7:00.001
3	2:33.297	<b>30.329</b>	37.693	35.291	150.5	8:35.001	3	2:34.533	32.863	38.804	34.542	146.7	9:34.534
4	<b>2:26.974</b>	30.429	<b>37.570</b>	33.297	152.8	11:01.975	4	2:34.617	31.355	38.773	34.354	146.3	12:09.151
5	3:15.557	B 31.589	44.447	44.434	151.5	14:17.532	5	3:42.236	B 45.635	45.166	45.050	79.9	15:51.387
6	13:17.554	...	40.992	34.226		27:35.085	6	11:20.317	9:15.366	39.525	37.226		27:11.703
7	2:33.989	36.448	37.935	33.478	150.9	30:09.074	7	<b>2:28.001</b>	<b>30.859</b>	<b>37.706</b>	<b>32.893</b>	148.7	29:39.704
8	2:27.697	30.604	37.750	33.470	149.1	32:36.771	8	2:28.359	30.894	38.025	33.213	145.9	32:08.063
<b>21</b>	<b>Nelson Rego</b> 1.Nelson Rego 2.Alexandre Leal Mini						<b>96</b>	<b>João Cavaleiro e Silva</b> 1.João Silva 2.Paulo Leitão Mini					
1	3:18.793	1:18.863	38.466	33.682		3:18.793	1	3:23.012	1:20.899	38.426	34.176		3:23.012
2	<b>2:26.167</b>	30.738	37.316	33.382	153.6	5:44.960	2	<b>2:29.199</b>	31.965	<b>37.332</b>	<b>33.910</b>	141.0	5:52.211
3	2:26.264	31.455	<b>37.189</b>	<b>32.819</b>	154.3	8:11.224	3	2:29.672	<b>31.304</b>	37.379	34.988	154.9	8:21.883
4	2:26.965	31.149	37.557	32.882	155.2	10:38.189	4	2:37.274	32.958	43.864	34.473	138.2	10:59.157
5	3:03.556	B 33.250	37.924	38.537	151.3	13:41.745	5	3:12.777	B 31.314	41.546	43.706	151.7	14:11.934
6	13:32.550	...	40.256	35.128		27:14.294							
7	2:28.353	32.303	37.633	33.311	153.4	29:42.647	<b>98</b>	<b>Francisco Guedes</b> 1.Francisco Guedes Mini IMA Mini					
8	2:26.527	<b>30.181</b>	37.860	33.338	151.3	32:09.174							





# GROUP 1 PORTUGAL+TROFEU MINI

## ESTORIL CLASSICS 12 e 13 OUTUBRO 2019

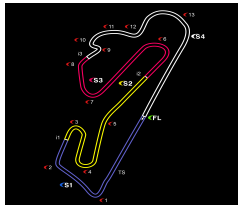
### Treinos Cronometrados Sessão 1

Volta por volta

■ Melhor marca pessoal ■ Melhor da sessão B Cruzando a linha de chegada para o pit lan

Vlt.	Tempo	Inter. 1	Inter. 2	Inter. 3	V.Máx	Decorrido	Vlt.	Tempo	Inter. 1	Inter. 2	Inter. 3	V.Máx	Decorrido
<b>175</b> Fernando Soares 1. Fernando Soares Mini Cooper S MK1 Mini													
1	3:22.459	1:23.112	38.026	33.680		3:22.459							
2	2:19.001	30.381	33.965	31.414	159.7	5:41.460							
3	2:12.675	27.929	33.580	30.095	174.9	7:54.135							
4	<b>2:12.069</b>	<b>27.278</b>	<b>33.302</b>	29.917	182.7	10:06.204							
5	2:35.927 B	29.519	36.200	32.000	180.3	12:42.131							
6	14:04.994	...	34.635	31.696		26:47.124							
7	2:12.736	28.091	33.512	30.008	177.7	28:59.860							
8	2:12.653	27.996	33.489	<b>29.858</b>	178.5	31:12.513							
<b>214</b> Alberto Freitas 1. Alberto Freitas Mini 1275 GT Mini													
1	3:36.888	1:33.401	38.933	35.653		3:36.888							
2	2:26.986	31.841	36.069	33.706	137.5	6:03.874							
3	2:21.478	30.438	<b>35.213</b>	32.351	148.1	8:25.352							
4	<b>2:20.475</b>	<b>30.060</b>	36.318	<b>31.555</b>	156.3	10:45.827							
5	3:03.409 B	31.333	37.322	40.714	156.9	13:49.236							
6	13:24.023 B	...	40.890	38.491		27:13.258							
7	6:37.282	4:46.772	35.593	32.428		33:50.540							
<b>501</b> Carlos Dias Pedro 1. Carlos Pedro 2. Ricardo Pereira Ford RS 2000 H81-2000													
1	2:32.022	39.150	40.929	31.665		2:32.022							
2	2:08.819	26.947	<b>31.902</b>	29.827	187.0	4:40.841							
3	<b>2:08.802</b>	26.770	32.002	29.880	192.6	6:49.643							
4	2:08.830	<b>26.595</b>	31.940	29.679	188.3	8:58.473							
5	2:09.350	27.393	32.815	<b>29.561</b>	188.3	11:07.823							
6	2:55.975 B	26.922	37.418	35.367	194.3	14:03.798							
7	14:08.398	...	33.015	30.054		28:12.195							
8	2:10.827	27.916	32.124	29.697	181.5	30:23.022							
<b>502</b> Madalena Gaspar 1. Madalena Gaspar VW Golf GTI H81-1600													
1	2:59.779	1:06.050	37.311	33.725		2:59.779							
2	2:15.518	28.222	34.025	31.668	174.9	5:15.297							
3	2:15.114	29.289	<b>33.815</b>	<b>29.965</b>	174.0	7:30.411							
4	2:13.715	<b>27.936</b>	33.859	30.205	172.9	9:44.126							
5	2:15.763	28.040	33.948	30.209	175.7	11:59.889							
6	3:43.009 B	42.268	54.754	44.773	102.4	15:42.898							
7	10:52.752	8:57.136	37.814	33.320		26:35.649							
8	2:14.669	29.111	33.834	30.168	176.5	28:50.318							
9	2:16.193	30.185	34.041	30.380	163.0	31:06.511							
10	<b>2:13.143</b>	28.239	34.127	30.146	172.9	33:19.654							
<b>503</b> Guillermo Velasco 1. Guillermo Velasco 2. Javier Mota Datsun 1200 Production Cup													
1	3:41.444					3:41.444							
2	2:36.883					6:18.327							
3	<b>2:35.623</b>					8:53.950							
4	2:39.193					11:33.143							
5	3:45.312 B					15:18.455							
<b>505</b> Carlos Lourenço 1. Carlos Lourenço 2. Carlos Maciel Toyota Starlet 1052													
1	4:14.332					4:14.332							
2	2:37.352					6:51.684							
3	2:29.569					9:21.253							
4	6:20.370 B					15:41.623							
5	11:09.525	9:09.450	39.079	34.001		26:51.147							
6	<b>2:28.165</b>	<b>31.512</b>	<b>38.338</b>	<b>32.810</b>	140.0	29:19.312							
7	2:36.065	31.759	39.518	34.305	143.1	31:55.377							
<b>506</b> João Miguel Ribeiro 1. João Ribeiro 2. Miguel Ribeiro Alfa Romeo Giulia H71-1600													
1	6:08.356	4:13.972	37.300	33.301		6:08.356							
2	2:22.460	29.696	35.648	32.178	167.9	8:30.816							
3	<b>2:19.359</b>	<b>29.277</b>	<b>35.476</b>	31.720	171.6	10:50.175							
4	3:00.749 B	29.641	36.985	42.811	170.8	13:50.924							
5	12:34.896	...	35.719	<b>31.199</b>		26:25.819							
6	2:23.865	31.246	35.576	33.678	164.4	28:49.684							
7	2:20.582	30.303	35.814	31.633	164.2	31:10.266							
<b>508</b> Paulo Vieira 1. Paulo Vieira Ford Escort RS 2000 H81-2000													
1	2:46.376 B	45.298	40.011	32.862		2:46.376							
2	2:47.121	57.842	34.520	32.293		5:33.497							
3	2:09.200	27.627	32.373	29.522	183.9	7:42.697							
4	<b>2:07.288</b>	<b>26.583</b>	<b>32.165</b>	<b>29.062</b>	194.3	9:49.985							
5	2:20.592	28.091	36.313	33.543	182.7	12:10.577							
6	3:38.017 B	42.892	45.170	45.320	82.9	15:48.594							
<b>513</b> Nuno Nunes 1. Nuno Nunes 2. Piero Maso Porsche 924 Turbo H81-Max													
1	3:29.882	1:27.791	41.646	35.046		3:29.882							
2	<b>2:14.720</b>	<b>27.788</b>	<b>34.223</b>	<b>31.561</b>	189.9	5:44.602							
3	3:16.192 B	28.219	34.994	50.634	188.3	9:00.794							
<b>516</b> João Diogo Lopes 1. João Lopes 2. Filipe Martins Ford Escort RS 2000 H81-2000													
1	2:35.636	48.723	35.265	31.304		2:35.636							
2	2:07.854	26.743	32.053	29.343	192.3	4:43.490							
3	2:07.147	26.570	31.922	29.303	195.0	6:50.637							
4	2:24.526 B	<b>26.488</b>	32.208	31.527	188.6	9:15.163							
5	5:41.082 B	2:56.965	47.650	42.005		14:56.245							
6	11:42.061	9:56.846	35.228	29.965		26:38.305							
7	2:13.343	27.976	32.828	31.968	195.0	28:51.648							
8	2:11.257	27.483	32.040	31.383	188.6	31:02.905							
9	<b>2:06.901</b>	26.673	<b>31.718</b>	<b>28.985</b>	197.1	33:09.806							
<b>520</b> Francisco Freitas 1. Francisco Freitas Datsun 1200 Production Cup													
1	2:45.117	40.178	42.381	36.375		2:45.117							
2	2:28.397	31.627	38.281	33.441	146.7	5:13.514							
3	2:28.508	32.002	38.021	33.384	147.7	7:42.022							
4	<b>2:25.968</b>	<b>30.403</b>	37.940	32.589	149.3	10:07.990							
5	2:49.476 B	31.525	37.528	32.581	150.1	12:57.466							
6	13:20.058	...	38.141	32.876		26:17.523							
7	2:26.826	30.711	38.195	32.644	147.7	28:44.349							





# GROUP 1 PORTUGAL+TROFEU MINI

## ESTORIL CLASSICS 12 e 13 OUTUBRO 2019

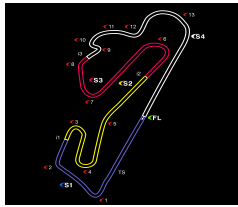
### Treinos Cronometrados Sessão 1

#### Volta por volta

■ Melhor marca pessoal ■ Melhor da sessão B Cruzando a linha de chegada para o pit lan

Vlt.	Tempo	Inter. 1	Inter. 2	Inter. 3	V.Máx	Decorrido	Vlt.	Tempo	Inter. 1	Inter. 2	Inter. 3	V.Máx	Decorrido
<b>524</b> Rui Carvalho 1.Rui Carvalho Porsche 924 H81-2000							1	4:06.483	1:45.139	49.887	40.148		4:06.483
8	2:26.578	30.833	37.339	33.499	145.9	31:10.927	2	2:30.236	35.084	36.407	33.715	139.4	6:36.719
9	2:26.034	31.720	<b>37.319</b>	<b>32.418</b>	150.7	33:36.961	3	2:25.572	<b>30.338</b>	35.919	33.162	159.0	9:02.291
1	3:16.304	1:12.714	40.655	35.459		3:16.304	4	2:24.896	30.753	36.419	33.556	150.3	11:27.187
2	2:25.184	31.292	36.460	33.075	149.3	5:41.488	5	3:24.300	B 34.043	53.480	45.988	158.0	14:51.487
3	2:22.699	29.376	36.103	32.314	167.2	8:04.187	6	12:29.441	...	37.494	33.566		27:20.927
4	<b>2:21.795</b>	<b>29.358</b>	<b>35.874</b>	<b>32.241</b>	168.2	10:25.982	7	2:28.187	32.275	35.873	35.188	148.5	29:49.114
5	3:08.255	B 31.208	37.776	41.214	165.7	13:34.237	8	<b>2:22.576</b>	30.962	<b>35.442</b>	<b>32.697</b>	151.9	32:11.690
6	13:26.538	...	37.930	33.301		27:00.774							
7	2:24.928	30.606	36.716	32.758	169.2	29:25.702							
8	2:24.558	30.318	37.170	32.519	161.8	31:50.260							
<b>528</b> Hugo Nazário 1.Hugo Nazário Porsche 924 H81-2000							1	4:11.553	2:01.026	43.558	39.229		4:11.553
1	3:32.544	1:34.492	36.746	33.979		3:32.544	2	2:36.880	35.872	37.980	36.133	113.9	6:48.433
2	2:19.941	29.300	35.297	32.802	166.2	5:52.485	3	2:28.560	32.134	37.243	34.229	127.4	9:16.993
3	2:19.486	29.633	35.257	32.155	161.5	8:11.971	4	2:34.318	31.590	40.468	36.992	140.0	11:51.311
4	2:19.642	29.618	35.096	32.054	156.7	10:31.613	5	3:31.064	B 42.894	52.425	45.323	107.7	15:22.375
5	3:03.711	B 30.200	36.004	39.103	172.9	13:35.324	6	11:33.722	9:39.078	36.929	<b>32.966</b>		26:56.096
6	13:01.524	...	38.646	36.617		26:36.847	7	<b>2:24.622</b>	<b>31.080</b>	<b>36.024</b>	33.169	140.3	29:20.718
7	2:19.602	28.307	36.773	32.336	178.8	28:56.449	8	2:27.865	32.833	36.906	33.931	138.6	31:48.583
8	<b>2:16.156</b>	<b>28.171</b>	<b>34.816</b>	<b>30.895</b>	181.2	31:12.605							
9	2:17.247	28.949	35.169	30.996	176.0	33:29.852							
<b>538</b> Rui Moura 1.Rui Moura 2.Pedro Black VW Golf GTI H-INV							1	4:06.198	1:58.516	42.140	35.867		4:06.198
1	3:21.986	1:25.229	36.219	33.918		3:21.986	2	2:35.298	33.206	39.519	<b>34.094</b>	134.5	6:41.496
2	2:16.038	28.446	34.927	30.766	170.5	5:38.024	3	<b>2:33.396</b>	<b>31.860</b>	<b>39.035</b>	34.254	139.4	9:14.892
3	2:15.977	28.744	34.451	30.769	170.3	7:54.001	4	2:38.205	33.034	41.497	35.601	142.1	11:53.097
4	2:15.097	28.735	<b>34.022</b>	30.456	170.3	10:09.098	5	3:48.553	B 48.648	54.129	44.892	89.9	15:41.650
5	2:40.843	B 29.709	34.361	31.481	165.7	12:49.941	6	11:48.659	9:42.554	41.439	35.603		27:30.308
6	13:26.329	...	34.749	30.902		26:16.269	7	2:45.692	41.637	40.690	34.839	124.8	30:16.000
7	2:15.769	28.876	34.321	30.413	173.8	28:32.038	8	2:34.965	32.728	39.133	34.608	135.0	32:50.965
8	<b>2:14.959</b>	28.268	34.761	<b>30.405</b>	177.1	30:46.997							
9	2:16.409	<b>28.253</b>	34.655	31.300	176.0	33:03.406							
<b>545</b> François Guerin 1.François Guerin BMW 1600 Ti H71-1600							1	4:06.198	1:58.516	42.140	35.867		4:06.198
1	2:56.151	59.483	37.467	34.006		2:56.151	2	2:32.658	32.157	39.182	34.473	144.6	5:58.105
2	2:22.591	29.887	35.257	32.017	169.5	5:18.742	3	2:32.419	32.607	38.776	34.060	143.4	8:30.524
3	<b>2:20.378</b>	29.783	<b>34.909</b>	<b>31.964</b>	166.4	7:39.120	4	2:30.504	31.941	38.691	33.475	143.4	11:01.028
4	2:21.382	<b>29.743</b>	35.920	32.301	171.1	10:00.502	5	3:14.826	B 31.960	44.558	43.528	143.1	14:15.854
5	2:53.831	B 30.891	42.665	33.476	172.1	12:54.333	6	12:34.040	...	38.863	33.885		26:49.893
6	13:31.679	...	35.551	32.417		26:26.011	7	<b>2:29.033</b>	<b>31.469</b>	<b>37.986</b>	<b>33.272</b>	144.2	29:18.926
7	2:22.626	30.660	35.385	33.045	171.6	28:48.637	8	2:30.887	31.638	38.620	33.687	144.9	31:49.813
<b>554</b> Henrique Correia 1.Henrique Correia 2.Paulo Ribeiro Ford Escort RS 2000 H81-2000							1	4:06.198	1:58.516	42.140	35.867		4:06.198
1	2:47.728	52.878	37.262	33.820		2:47.728	2	2:30.064	32.065	38.297	33.529	145.3	5:51.093
2	2:20.545	29.882	34.713	33.361	162.7	5:08.273	3	2:29.752	31.669	38.235	33.505	146.7	8:20.845
3	2:22.427	<b>28.747</b>	36.818	33.127	167.2	7:30.700	4	2:29.171	31.168	38.550	33.414	143.8	10:50.016
4	<b>2:18.579</b>	30.025	<b>34.103</b>	<b>31.895</b>	157.8	9:49.279	5	3:09.084	B 32.041	38.771	41.927	146.1	13:59.100
							6	12:55.279	...	39.503	33.772		26:54.378
							7	<b>2:28.845</b>	31.272	38.440	<b>32.899</b>	146.5	29:23.223
							8	2:29.318	<b>31.134</b>	<b>38.213</b>	33.762	146.3	31:52.541
<b>557</b> Francisco Cardoso 1.Francisco Cardoso Peugeot 104 ZS 1052							1	4:06.198	1:58.516	42.140	35.867		4:06.198
1	3:42.172	1:44.998	37.452	36.449		3:42.172	2	2:19.055	31.041	33.130	33.069	151.5	6:01.227
2	2:19.055	31.041	33.130	33.069	151.5	6:01.227							
<b>556</b> João Posser 1.João Posser Datsun 1200 Production Cup							1	3:21.029	1:07.276	42.292	38.722		3:21.029
1	3:21.029	1:07.276	42.292	38.722		3:21.029	2	2:30.064	32.065	38.297	33.529	145.3	5:51.093
2	2:30.064	32.065	38.297	33.529	145.3	5:51.093	3	2:29.752	31.669	38.235	33.505	146.7	8:20.845
3	2:29.752	31.669	38.235	33.505	146.7	8:20.845	4	2:29.171	31.168	38.550	33.414	143.8	10:50.016
4	2:29.171	31.168	38.550	33.414	143.8	10:50.016	5	3:09.084	B 32.041	38.771	41.927	146.1	13:59.100
5	3:09.084	B 32.041	38.771	41.927	146.1	13:59.100	6	12:55.279	...	39.503	33.772		26:54.378
6	12:55.279	...	39.503	33.772		26:54.378	7	<b>2:28.845</b>	31.272	38.440	<b>32.899</b>	146.5	29:23.223
7	<b>2:28.845</b>	31.272	38.440	<b>32.899</b>	146.5	29:23.223	8	2:29.318	<b>31.134</b>	<b>38.213</b>	33.762	146.3	31:52.541
8	2:29.318	<b>31.134</b>	<b>38.213</b>	33.762	146.3	31:52.541							
<b>573</b> André Castro Pinheiro 1.André Pinheiro Jaguar XJS V12 H81-MAX							1	3:42.172	1:44.998	37.452	36.449		3:42.172
1	3:42.172	1:44.998	37.452	36.449		3:42.172	2	2:19.055	31.041	33.130	33.069	151.5	6:01.227
2	2:19.055	31.041	33.130	33.069	151.5	6:01.227							





# GROUP 1 PORTUGAL+TROFEU MINI ESTORIL CLASSICS 12 e 13 OUTUBRO 2019

## Treinos Cronometrados Sessão 1

### Volta por volta

■ Melhor marca pessoal ■ Melhor da sessão B Cruzando a linha de chegada para o pit lan

Vlt.	Tempo	Inter. 1	Inter. 2	Inter. 3	V.Máx	Decorrido
3	2:10.746	27.815	33.334	29.998	166.4	8:11.973
4	2:12.450	27.214	34.022	30.687	167.2	10:24.423
5	2:51.025 B	29.426	36.240	33.198	163.0	13:15.448
6	13:17.508	...	36.169	33.439	...	26:32.955
7	2:10.081	27.305	32.930	30.482	179.4	28:43.036
8	<b>2:07.434</b>	26.786	<b>32.210</b>	<b>29.093</b>	198.5	30:50.470
9	2:10.695	<b>26.453</b>	32.270	32.388	197.1	33:01.165

577		Raffa 78		Datsun 1200		
		1.Raffa 78		Production Cup		
1	3:52.664	1:48.460	42.087	35.243	3:52.664	
2	2:30.159	31.448	38.658	33.555	148.9	6:22.823
3	2:34.070	31.753	39.100	36.252	146.7	8:56.893
4	2:31.222	31.986	38.813	33.845	146.3	11:28.115
5	3:27.301 B	33.556	54.664	44.994	147.1	14:55.416
6	12:31.566	...	39.374	34.772	...	27:26.981
7	<b>2:29.711</b>	31.400	38.780	<b>33.385</b>	150.7	29:56.692
8	2:29.938	<b>31.386</b>	<b>38.309</b>	33.849	147.7	32:26.630

580		Pedro Reis		Datsun 1200		
		1.Pedro Reis		Production Cup		
		2.Paulo Costa				
1	3:18.133	1:04.148	43.512	37.094	3:18.133	
2	2:51.794	38.307	44.417	36.484	119.0	6:09.927
3	2:45.516	34.765	43.136	36.167	126.2	8:55.443
4	2:51.706 B	35.150	42.637	36.751	125.5	11:47.149
5	14:38.957	...	40.184	34.091	...	26:26.105
6	2:30.566	32.095	38.576	33.555	145.1	28:56.671
7	2:30.249	31.880	38.930	33.404	144.9	31:26.920
8	<b>2:28.522</b>	<b>31.374</b>	<b>38.240</b>	<b>33.087</b>	143.8	33:55.442

584		Tomas Pinto Abreu		Datsun 1200		
		1.Pinto Abreu		Production Cup		
1	3:05.227	1:02.896	39.908	35.987	3:05.227	
2	2:30.577	31.751	38.241	33.760	146.3	5:35.804
3	2:30.258	32.450	37.849	33.780	147.5	8:06.062
4	<b>2:28.079</b>	<b>31.006</b>	38.063	33.173	147.7	10:34.141
5	3:04.174 B	31.601	<b>37.690</b>	37.946	148.5	13:38.315
6	12:45.171	...	38.177	<b>33.172</b>	...	26:23.485

587		Manuel Cabral Menezes		VW Golf GTI		
		1.Manuel Menezes		H81-1600		
1	2:43.682	51.596	37.212	32.597	2:43.682	
2	2:15.964	<b>28.046</b>	34.635	31.187	174.0	4:59.646
3	2:15.454	28.103	34.863	30.845	178.0	7:15.100
4	2:14.952	28.235	34.298	30.777	178.5	9:30.052
5	2:30.728	28.523	44.510	30.851	174.6	12:00.780
6	3:43.071 B	46.300	50.468	45.098	92.4	15:43.851
7	12:15.919	...	36.719	34.498	...	27:59.769
8	2:22.426	29.230	34.942	33.881	178.3	30:22.195
9	<b>2:14.548</b>	28.239	<b>34.020</b>	<b>30.726</b>	178.8	32:36.743

588		Rafael Carneira Pinto		Volkswagen Golf GTI		
		1.Rafael Pinto		H81-1600		
		2.Luis Liberal				
1	2:49.595	53.539	37.973	33.114	2:49.595	
2	2:16.530	28.583	34.983	31.694	176.3	5:06.125
3	2:13.418	27.524	34.220	30.259	179.4	7:19.543
4	2:18.963	27.599	39.181	30.875	180.0	9:38.506

Vlt.	Tempo	Inter. 1	Inter. 2	Inter. 3	V.Máx	Decorrido
5	2:14.477	27.540	34.239	30.859	181.8	11:52.983
6	3:32.268 B	42.995	53.465	43.997	110.2	15:25.251
7	11:25.080	9:36.382	34.903	32.045	...	26:50.330
8	<b>2:12.977</b>	27.816	33.731	30.395	181.2	29:03.307
9	2:13.482	28.055	<b>33.526</b>	<b>30.046</b>	180.6	31:16.789
10	2:13.002	<b>27.499</b>	33.566	30.680	181.8	33:29.791

590		Pedro Mourato Gordo		Datsun 1200		
		1.Pedro Gordo		Production Cup		
		2.António Rodrigues				
1	3:33.422	1:03.142	40.553	36.132	3:33.422	
2	2:31.354	32.522	38.236	33.662	145.1	6:04.776
3	2:29.743	<b>31.276</b>	38.259	33.532	148.9	8:34.519
4	<b>2:28.848</b>	31.434	<b>37.667</b>	33.461	146.9	11:03.367
5	3:17.565 B	33.271	48.374	38.555	147.5	14:20.932
6	12:27.983	...	38.656	33.771	...	26:48.914
7	2:29.552	31.458	38.265	<b>33.416</b>	144.9	29:18.466
8	2:35.583	31.598	41.012	36.623	144.2	31:54.049

595		Antonio Fresco		Ford Capri MKIII V6		
		1.Antonio Fresco		H81-Max		
		2.José Fresco				
1	2:52.812	56.294	36.806	34.173	2:52.812	
2	2:17.187	28.642	33.615	31.901	183.3	5:09.999
3	2:15.816	<b>27.984</b>	33.721	31.671	179.1	7:25.815
4	<b>2:14.377</b>	28.700	33.357	<b>30.546</b>	176.8	9:40.192
5	2:20.395	28.110	34.276	32.400	180.0	12:00.587
6	3:52.956 B	59.032	53.288	45.747	72.3	15:53.543
7	11:17.714	9:21.960	38.896	33.479	...	27:11.256
8	2:17.007	29.953	<b>33.301</b>	30.657	185.5	29:28.263