

Circuito de Madrid Jarama - RACE

Carrera de los 80s

Qualifying

Resultados Provisionales



Cls	Nº	Team	Driver - 1	Driver - 2	Vehicle	Cat	Cls	Laps	Best	Time	Gap	Interval	Km/h
1	7	Paulo Lima	Paulo Lima	Bruno Lima	BMW E30 M3	T MAX	1	19	18	1:52.375			123.3
2	27	Lucas Gonzalez-Anleo	Lucas Gonzalez-Anleo	Jorge Lopez Atienza	Porsche 968 CS	GT COPA	1	19	4	1:52.827	0.452	0.452	122.8
3	240	Eficar Team	Victor Rodriguez-Rey Barral	Javier Rodriguez-Rey Barral	Renault Clio 16v	T 2000	1	11	6	1:54.296	1.921	1.469	121.2
4	14	Ricardo Pereira	Ricardo Pereira		Ford Escort RS2000	GR1/N	1	10	7	1:56.061	3.686	1.765	119.4
5	98	César Freitas	César Freitas		BMW 323	GR2	1	4	3	1:57.202	4.827	1.141	118.2
6	30	AECD	Luis Delso Heras	Carlos de Miguel Egea	BMW 635 CSI 6.3	T MAX	2	15	14	1:58.862	6.487	1.660	116.6
7	35	Eficar Team	Teo Antonio Pérez Palomo		BMW 325i E36	GT COPA	2	7	5	1:59.823	7.448	0.961	115.6
8	47	Diogo Cavaco	Diogo Cavaco	Bernardo Almeida	BMW E36	GT COPA	3	20	7	1:59.842	7.467	0.019	115.6
9	20	Eficar Team	Gonzalo Alonso Catalá	Andrea Fernandez Alfaro	Honda Civic	T 2000	2	17	16	2:00.806	8.431	0.964	114.7
10	223	Arlindo Beça	Arlindo Beça		Toyota Carina	T 2000	3	12	9	2:07.226	14.851	6.420	108.9
11	50	Javier Basagoiti	Javier Basagoiti Miranda		Volkswagen Golf MKI	GR2	2	16	11	2:16.350	23.975	9.124	101.6
12	18	Manuel Gómez Bancalero	Manuel Gómez Bancalero	Alberto Gómez Blández	Datsun 1200	GR1/N	2	5	4	2:18.785	26.410	2.435	99.8
13	503	Eficar Team	Guillermo Velasco Baisse		Datsun 1200	GR1/N	3	8	4	2:28.509	36.134	9.724	93.3

Published at: 12h 46m

Track Temp: 45.2 °C Air Temp: 24.7 °C Humidity: 32 % Track Status: SECA

Race Director:

Ramiro BRITO

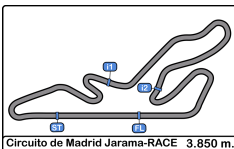
DCI PT24/0086

Timekeeper:

Maria.Jesús GAMAZO

JOB-0499-ESP/M





Circuito de Madrid Jarama - RACE
Carrera de los 80s
Qualifying
Resultados Provisionales por Categoría



T MAX													
Cls	Nº	Team	Driver - 1	Driver - 2	Vehicle	Cat	Cls	Laps	Best	Time	Gap	Interval	Km/h
1	7	Paulo Lima	Paulo Lima	Bruno Lima	BMW E30 M3	T MAX	1	19	18	1:52.375			123.3
2	30	AECD	Luis Delso Heras	Carlos de Miguel Egea	BMW 635 CSI 6.3	T MAX	2	15	14	1:58.862	6.487	6.487	116.6

GT COPA													
Cls	Nº	Team	Driver - 1	Driver - 2	Vehicle	Cat	Cls	Laps	Best	Time	Gap	Interval	Km/h
1	27	Lucas Gonzalez-Anleo	Lucas Gonzalez-Anleo	Jorge Lopez Atienza	Porsche 968 CS	GT COPA	1	19	4	1:52.827			122.8
2	35	Eficar Team	Teo Antonio Pérez Palomo		BMW 325i E36	GT COPA	2	7	5	1:59.823	6.996	6.996	115.6
3	47	Diogo Cavaco	Diogo Cavaco	Bernardo Almeida	BMW E36	GT COPA	3	20	7	1:59.842	7.015	0.019	115.6

T 2000													
Cls	Nº	Team	Driver - 1	Driver - 2	Vehicle	Cat	Cls	Laps	Best	Time	Gap	Interval	Km/h
1	240	Eficar Team	Victor Rodríguez-Rey Barral	Javier Rodríguez-Rey Barral	Renault Clio 16v	T 2000	1	11	6	1:54.296			121.2
2	20	Eficar Team	Gonzalo Alonso Catalá	Andrea Fernandez Alfaro	Honda Civic	T 2000	2	17	16	2:00.806	6.510	6.510	114.7
3	223	Arlindo Beça	Arlindo Beça		Toyota Carina	T 2000	3	12	9	2:07.226	12.930	6.420	108.9

GR1/N													
Cls	Nº	Team	Driver - 1	Driver - 2	Vehicle	Cat	Cls	Laps	Best	Time	Gap	Interval	Km/h
1	14	Ricardo Pereira	Ricardo Pereira		Ford Escort RS2000	GR1/N	1	10	7	1:56.061			119.4
2	18	Manuel Gómez Bancalero	Manuel Gómez Bancalero	Alberto Gómez Blández	Datsun 1200	GR1/N	2	5	4	2:18.785	22.724	22.724	99.8
3	503	Eficar Team	Guillermo Velasco Baisse		Datsun 1200	GR1/N	3	8	4	2:28.509	32.448	9.724	93.3

GR2													
Cls	Nº	Team	Driver - 1	Driver - 2	Vehicle	Cat	Cls	Laps	Best	Time	Gap	Interval	Km/h
1	98	César Freitas	César Freitas		BMW 323	GR2	1	4	3	1:57.202			118.2
2	50	Javier Basagoiti	Javier Basagoiti Miranda		Volkswagen Golf MK1	GR2	2	16	11	2:16.350	19.148	19.148	101.6

Published at:.....

Track Temp: 45.2 °C Air Temp: 24.7 °C Humidity: 32 % Track Status: SECA

Race Director:

Ramiro BRITO

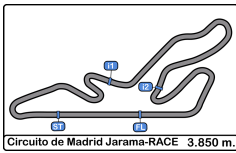
DCI PT24/0086

Timekeeper:

Maria.Jesús GAMAZO

JOB-0499-ESP/M





Circuito de Madrid Jarama - RACE

Carrera de los 80s

Qualifying

Tiempos Por Vuelta



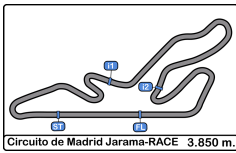
7	Paulo Lima	BMW E30 M3	20	Gonzalo Alonso Catalá	Honda Civic
T MAX	Bruno Lima	RP Motorsport	T 2000	Andrea Fernandez Alfaro	Eficar Team

Lap	D	Time	Sector 1	Sector 2	Sector 3	T. Spd	Elapsed	Lap	D	Time	Sector 1	Sector 2	Sector 3	T. Spd	Elapsed
1		12:07:48.257			12:07:48.257		12:07:48.257	1		12:07:35.989	12:06:12.270	47.251	36.468	62.6	12:07:35.989
2		2:06.711			12:09:54.968		12:09:54.968	2		2:11.538	51.857	44.053	35.628	155.8	12:09:47.527
3		2:00.318			12:11:55.286		12:11:55.286	3		2:06.643	48.696	42.931	35.016	171.9	12:11:54.170
4		2:18.740 P			12:14:14.026		12:14:14.026	4		2:04.643	48.120	41.755	34.768	176.4	12:13:58.813
5		2:45.690	1:32.260	40.311	33.119	95.8	12:16:59.716	5		2:04.854	47.872	42.181	34.801	177.6	12:16:03.667
6		1:57.881	44.943	40.466	32.472	204.1	12:18:57.597	6		2:02.953	47.210	40.859	34.884	180.3	12:18:06.620
7		1:57.971	44.611	40.608	32.752	203.0	12:20:55.568	7		2:02.654	47.281	41.035	34.338	180.6	12:20:09.274
8		1:56.996	45.144	39.047	32.805	202.2	12:22:52.564	8		2:01.731	46.934		2:36.069	184.3	12:22:11.005
9		2:09.749 P	45.749	41.749	42.251	196.7	12:25:02.313	9		2:21.991 P	48.967	48.552	44.472	179.4	12:24:32.996
10		3:34.798	2:16.010	43.596	35.192	78.2	12:28:37.111	10		5:11.292	3:55.619	41.692	33.981	91.5	12:29:44.288
11		1:58.279	44.507	39.056	34.716	187.1	12:30:35.390	11		2:00.834	46.715	40.413	33.706	180.9	12:31:45.122
12		1:54.134	43.532	38.219	32.383	197.8	12:32:29.524	12		2:08.771 P	46.758		2:42.477	178.5	12:33:53.893
13		2:01.057	47.821	40.509	32.727	154.2	12:34:30.581	13		4:32.621	3:17.100	41.395	34.126	85.1	12:38:26.514
14		2:08.091	52.792	41.828	33.471	212.1	12:36:38.672	14		2:01.684	46.879	40.848	33.957	182.4	12:40:28.198
15		1:53.787	43.778	37.886	32.123	186.8	12:38:32.459	15		2:01.027	46.853		2:34.984	183.0	12:42:29.225
16		1:52.696	43.038	37.960	31.698	201.4	12:40:25.155	16		2:00.806	46.366		4:35.790	183.9	12:44:30.031
17		1:58.769	46.618	39.036	33.115	172.8	12:42:23.924	17		2:14.207 P	46.396	42.569	45.242	183.9	12:46:44.238
18		1:52.375	43.039	37.571	31.765	201.1	12:44:16.299	27							
19		2:20.449 P	52.548	43.204	44.697	138.8	12:46:36.748								

14	Ricardo Pereira	Ford Escort RS2000		Lucas Gonzalez-Anleo	Porsche 968 CS
GR1/N		RP Motorsport		Jorge Lopez Atienza	Garagem João Gomes

Lap	D	Time	Sector 1	Sector 2	Sector 3	T. Spd	Elapsed	Lap	D	Time	Sector 1	Sector 2	Sector 3	T. Spd	Elapsed
1		12:19:07.923	12:17:55.757	39.169	32.997	88.5	12:19:07.923	1		12:07:25.955	12:06:09.348	44.089	32.518	84.7	12:07:25.955
2		1:57.099	45.022	39.144	32.933	190.4	12:21:05.022	2		1:54.022	44.128	38.057	31.837	202.6	12:09:19.977
3		1:56.373	44.684	38.963	32.726	192.1	12:23:01.395	3		1:53.224	43.675	37.675	31.874	206.1	12:11:13.201
4		1:56.942	45.386	38.875	32.681	192.1	12:24:58.337	4		1:52.827	43.566	37.365	31.896	207.6	12:13:06.028
5		2:04.250 P	45.407	39.260	39.583	188.1	12:27:02.587	5		1:54.584	43.872	38.654	32.058	203.3	12:15:00.612
6		3:01.809	1:47.993	41.109	32.707	72.7	12:30:04.396	6		1:53.482	43.617	37.697	32.168	204.5	12:16:54.094
7		1:56.061	45.006	38.511	32.544	195.2	12:32:00.457	7		1:53.901	44.211	37.507	32.183	204.5	12:18:47.995
8		1:56.266	44.989	38.545	32.732	192.5	12:33:56.723	8		2:09.919 P	48.251	41.794	39.874	171.9	12:20:57.914
9		1:56.402	44.957	38.651	32.794	189.8	12:35:53.125	9		4:41.972	3:25.959	42.003	34.010	86.6	12:25:39.886
10		2:13.128 P	45.480	43.350	44.298	186.2	12:38:06.253	10		2:01.721	46.627	40.612	34.482	192.5	12:27:41.607
11								11		2:04.802	47.875	42.230	34.697	195.2	12:29:46.409
12								12		2:02.184	46.797	40.970	34.417	194.5	12:31:48.593
13								13		2:00.605	46.383	40.471	33.751	193.2	12:33:49.198
14								14		1:59.363	45.826	39.794	33.743	198.5	12:35:48.561
15								15		2:00.585	46.062	40.854	33.669	191.4	12:37:49.146
16								16		2:02.355	47.845	41.144	33.366	194.5	12:39:51.501
17								17		1:59.181	46.280	39.880	33.021	199.6	12:41:50.682
18								18		1:58.226	45.694	39.373	33.159	197.4	12:43:48.908
19								19		2:30.205 P	51.736	48.739	49.730	168.7	12:46:19.113
18															
1		12:07:39.153	12:06:11.461	48.617	39.075	57.1	12:07:39.153								
2		2:20.148	53.395	47.698	39.055	154.9	12:09:59.301								
3		2:19.305	53.305	47.075	38.925	152.3	12:12:18.606								
4		2:18.785	52.958	47.055	38.772	152.3	12:14:37.391								
5		2:36.223 P	53.260	50.910	52.053	152.3	12:17:13.614								





Circuito de Madrid Jarama - RACE

Carrera de los 80s

Qualifying

Tiempos Por Vuelta



30

Luis Delso Heras

BMW 635 CSI 6.3

Javier Basagoiti Miranda

Volkswagen Golf MKI

T MAX

Carlos de Miguel Egea

Clasicos Madrid

GR2

Escuderia Madrid Historico

Lap	D	Time	Sector 1	Sector 2	Sector 3	T. Spd	Elapsed
1		12:08:11.374			12:08:11.374		12:08:11.374
2		2:14.081			12:10:25.455		12:10:25.455
3		2:08.596			12:12:34.051		12:12:34.051
4		2:08.581			12:14:42.632		12:14:42.632
5		2:08.476			12:16:51.108		12:16:51.108
6		2:10.519			12:19:01.627		12:19:01.627
7		2:07.699			12:21:09.326		12:21:09.326
8		2:05.591			12:23:14.917		12:23:14.917
9		2:25.173 P			12:25:40.090		12:25:40.090
10		4:47.031			12:30:27.121		12:30:27.121
11		2:01.785			12:32:28.906		12:32:28.906
12		2:04.081			12:34:32.987		12:34:32.987
13		2:00.315			12:36:33.302		12:36:33.302
14		1:58.862			12:38:32.164		12:38:32.164
15		2:28.479 P			12:41:00.643		12:41:00.643

35

Teo Antonio Pérez Palomo

BMW 325i E36

GT COPA

Eficar Team

Lap	D	Time	Sector 1	Sector 2	Sector 3	T. Spd	Elapsed
1		12:07:31.551	12:06:08.349	48.406	34.796	59.0	12:07:31.551
2		2:02.650	47.575	41.426	33.649	163.8	12:09:34.201
3		2:01.662	47.949	40.353	33.360	168.2	12:11:35.863
4		2:00.043	46.124	40.478	33.441	181.5	12:13:35.906
5		1:59.823	45.886	40.625	33.312	183.6	12:15:35.729
6		2:11.103 P	46.311	41.585	43.207	172.2	12:17:46.832
7		4:02.213	2:48.021	40.757	33.435	92.3	12:21:49.045
8			45.776			179.7	

47

Diogo Cavaco

BMW E36

GT COPA

Bernardo Almeida

Diogo / Bernardo

Lap	D	Time	Sector 1	Sector 2	Sector 3	T. Spd	Elapsed
1		12:07:40.486	12:06:20.889	44.592	35.005	81.6	12:07:40.486
2		1:59.995	46.070	39.979	33.946	194.5	12:09:40.481
3		2:00.817	45.675	40.841	34.301	191.8	12:11:41.298
4		2:01.501	45.901	40.633	34.967	191.8	12:13:42.799
5		2:00.959	45.522	40.250	35.187	190.1	12:15:43.758
6		2:01.063	46.289	40.607	34.167	190.1	12:17:44.821
7		1:59.842	45.602	40.056	34.184	192.1	12:19:44.663
8		2:20.510 P	49.765	47.083	43.662	176.7	12:22:05.173
9		3:49.320	2:29.627	44.250	35.443	83.3	12:25:54.493
10		2:05.329	47.296	42.467	35.566	189.8	12:27:59.822
11		2:02.361	46.282	41.499	34.580	190.4	12:30:02.183
12		2:03.378	45.996	42.718	34.664	193.5	12:32:05.561
13		2:03.831	47.493	40.501	35.837	187.8	12:34:09.392
14		2:02.510	46.919	41.746	33.845	191.1	12:36:11.902
15		2:05.599	48.048	42.202	35.349	186.8	12:38:17.501
16		2:02.098	47.248	40.813	34.037	189.4	12:40:19.599
17		2:00.395	46.070	40.589	33.736	190.8	12:42:19.994
18		2:02.420	46.089	42.002	34.329	190.8	12:44:22.414
19		2:00.308	46.323	39.975	34.010	191.1	12:46:22.722
20		2:28.049 P	52.313	47.799	47.937	148.3	12:48:50.771

50

GR2

Lap	D	Time	Sector 1	Sector 2	Sector 3	T. Spd	Elapsed
1		12:07:52.013			12:07:52.013		12:07:52.013
2		2:30.464			12:10:22.477		12:10:22.477
3		2:25.741			12:12:48.218		12:12:48.218
4		2:22.493			12:15:10.711		12:15:10.711
5		2:20.934			12:17:31.645		12:17:31.645
6		2:19.223			12:19:50.868		12:19:50.868
7		2:17.670			12:22:08.538		12:22:08.538
8		2:41.780 P			12:24:50.318		12:24:50.318
9		3:54.613	2:29.582	47.254	37.777	70.4	12:28:44.931
10		2:17.034	52.606	46.402	38.026	147.9	12:31:01.965
11		2:16.350	52.256	46.523	37.571	145.1	12:33:18.315
12		2:16.976	52.012	46.848	38.116	146.3	12:35:35.291
13		2:25.892	52.860	51.292	41.740	145.3	12:38:01.183
14		2:18.084	52.655	47.213	38.216	142.4	12:40:19.267
15		2:17.968	52.950	47.382	37.636	148.3	12:42:37.235
16		2:52.836 P	57.484	58.702	56.650	137.2	12:45:30.071

98

César Freitas

BMW 323

GR2

RP Motorsport

Lap	D	Time	Sector 1	Sector 2	Sector 3	T. Spd	Elapsed
1		12:07:28.856			12:07:28.856		12:07:28.856
2		1:58.371			12:09:27.227		12:09:27.227
3		1:57.202			12:11:24.429		12:11:24.429
4		2:06.794 P			12:13:31.223		12:13:31.223

223

Arlindo Beça

Toyota Carina

T 2000

Arlindo Beça

Lap	D	Time	Sector 1	Sector 2	Sector 3	T. Spd	Elapsed
1		12:07:22.586	12:05:59.453	45.612	37.521	72.1	12:07:22.586
2		2:10.994	49.368	44.926	36.700	177.0	12:09:33.580
3		2:09.614	49.539	43.494	36.581	160.9	12:11:43.194
4		2:08.801	49.895	43.021	35.885	184.6	12:13:51.995
5		2:08.477	48.310	43.824	36.343	178.5	12:16:00.472
6		2:28.099 P	51.091	45.537	51.471	178.8	12:18:28.571
7		5:24.281	4:02.992	44.264	37.025	79.7	12:23:52.852
8		2:09.333	49.216	44.184	35.933	160.0	12:26:02.185
9		2:07.226	48.294	43.167	35.765	161.9	12:28:09.411
10		2:08.402	48.880	43.253	36.269	173.6	12:30:17.813
11		2:08.386	48.744	43.172	36.470	173.3	12:32:26.199
12		2:39.875 P	50.223	57.153	52.499	158.8	12:35:06.074

240

Victor Rodriguez-Rey Barral

Renault Clio 16v

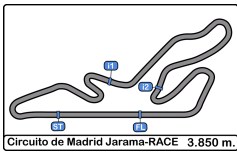
T 2000

Javier Rodriguez-Rey

RRB Competicion

Lap	D	Time	Sector 1	Sector 2	Sector 3	T. Spd	Elapsed
1		12:07:26.906	12:06:03.299	47.220	36.387	72.7	12:07:26.906
2		1:58.546	45.582	40.811	32.153	184.9	12:09:25.452
3		2:00.244	43.991	38.770	37.483	198.8	12:11:25.696
4		2:22.366	54.675	49.700	37.991	125.5	12:13:48.062
5		1:54.717	44.049	38.206	32.462	201.4	12:15:42.779
6		1:54.296	43.924	38.430	31.942	197.8	12:17:37.075
7		2:32.192 P	53.287	51.617	47.288	162.6	12:20:09.267
8		7:16.952	6:05.128	38.803	33.021	86.7	12:27:26.219
9		1:54.473	43.949	37.780	32.744	199.6	12:29:20.692
10		1:57.200	43.888	38.562	34.750	198.8	12:31:17.892
11		2:13.987 P	43.827	41.517	48.643	199.6	12:33:31.879





Circuito de Madrid Jarama - RACE

Carrera de los 80s

Qualifying

Tiempos Por Vuelta



503

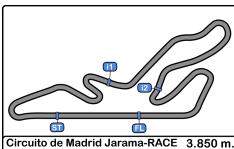
Guillermo Velasco Baisse

Datsun 1200

GR1/N

Eficar Team

Lap	D	Time	Sector 1	Sector 2	Sector 3	T. Spd	Elapsed
1		12:07:55.938	12:06:19.559	53.957	42.422	67.3	12:07:55.938
2		2:29.551	56.612	51.436	41.503	133.4	12:10:25.489
3		2:28.697	56.109	51.022	41.566	129.1	12:12:54.186
4		2:28.509	55.874	51.006	41.629	140.0	12:15:22.695
5		2:54.247	59.557	58.216	56.474	128.2	12:18:16.942
6		2:29.468	57.164	50.830	41.474	132.8	12:20:46.410
7		2:28.535	56.152	50.899	41.484	138.9	12:23:14.945
8		2:55.949 P	59.814	58.047	58.088	108.7	12:26:10.894



Circuito de Madrid Jarama - RACE

Carrera de los 80s

Qualifying

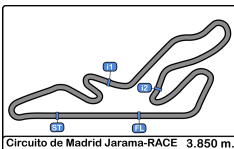
Mejores Sectores

Circuito de Madrid Jarama-RACE 3.850 m.



Sector - 1			Sector - 2			Sector - 3			Ideal Lap vs Best Lap		
Clas	Nº Driver	Time	Nº Driver	Time	Nº Driver	Time	Clas	Nº Driver	Ideal Lap	Best Lap	Clas
1	7 Lima - Lima - Paradela	43.038	27 Gonzalez-Anleo - Lopez Atienza	37.365	7 Lima - Lima - Paradela	31.698	1	7 Lima - Lima - Paradela	1:52.307	1:52.375	1
2	27 Gonzalez-Anleo - Lopez Atienza	43.566	7 Lima - Lima - Paradela	37.571	27 Gonzalez-Anleo - Lopez Atienza	31.837	2	27 Gonzalez-Anleo - Lopez Atienza	1:52.768	1:52.827	2
3	240 Rodriguez-Rey Barral - Rodriguez-	43.827	240 Rodriguez-Rey Barral - Rodriguez-	37.780	240 Rodriguez-Rey Barral - Rodriguez-	31.942	3	240 Rodriguez-Rey Barral - Rodriguez-	1:53.549	1:54.296	3
4	14 Ricardo Pereira	44.684	14 Ricardo Pereira	38.511	14 Ricardo Pereira	32.544	4	14 Ricardo Pereira	1:55.739	1:56.061	4
5	47 Cavaco - Almeida	45.522	47 Cavaco - Almeida	39.975	35 Teo Antonio Pérez Palomo	33.312	5	47 Cavaco - Almeida	1:59.233	1:59.842	8
6	35 Teo Antonio Pérez Palomo	45.776	35 Teo Antonio Pérez Palomo	40.353	20 Alonso Catalá - Fernandez Alfaro	33.706	6	35 Teo Antonio Pérez Palomo	1:59.441	1:59.823	7
7	20 Alonso Catalá - Fernandez Alfaro	46.366	20 Alonso Catalá - Fernandez Alfaro	40.413	47 Cavaco - Almeida	33.736	7	20 Alonso Catalá - Fernandez Alfaro	2:00.485	2:00.806	9
8	223 Arlindo Beça	48.294	223 Arlindo Beça	43.021	223 Arlindo Beça	35.765	8	223 Arlindo Beça	2:07.080	2:07.226	10
9	50 Javier Basagoiti Miranda	52.012	50 Javier Basagoiti Miranda	46.402	50 Javier Basagoiti Miranda	37.571	9	50 Javier Basagoiti Miranda	2:15.985	2:16.350	11
10	18 Gómez Bancalero - Gómez	52.958	18 Gómez Bancalero - Gómez	47.055	18 Gómez Bancalero - Gómez	38.772	10	18 Gómez Bancalero - Gómez	2:18.785	2:18.785	12
11	503 Guillermo Velasco Baisse	55.874	503 Guillermo Velasco Baisse	50.830	503 Guillermo Velasco Baisse	41.474	11	503 Guillermo Velasco Baisse	2:28.178	2:28.509	13
12	98 César Freitas	Transpond	98 César Freitas	Transpond	98 César Freitas	Transpond	12	98 César Freitas	Transpon	1:57.202	5
13	30 Delso Heras - de Miguel Egea	Transpond	30 Delso Heras - de Miguel Egea	Transpond	30 Delso Heras - de Miguel Egea	Transpond	13	30 Delso Heras - de Miguel Egea	Transpon	1:58.862	6





Circuito de Madrid Jarama - RACE

Carrera de los 80s

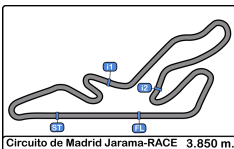
Qualifying

5 Mejores Tiempos



Cl	Nº Team	Driver - 1	Driver - 2	Vehicle	Cat	Cl	Best 1		Best 2		Best 3		Best 4		Best 5	
							Time	Lap	Time	Lap	Time	Lap	Time	Lap	Time	Lap
1	7 Paulo Lima	Paulo Lima	Bruno Lima	BMW E30 M3	T MAX	1	1:52.375	18	1:52.696	16	1:53.787	15	1:54.134	12	1:56.996	8
2	27 Lucas Gonzalez-Anleo	Lucas Gonzalez-Anleo	Jorge Lopez Atienza	Porsche 968 CS	GT COPA	1	1:52.827	4	1:53.224	3	1:53.482	6	1:53.901	7	1:54.022	2
3	240 Eficar Team	Victor Rodriguez-Rey Barral	Javier Rodriguez-Rey Barral	Renault Clio 16v	T 2000	1	1:54.296	6	1:54.473	9	1:54.717	5	1:57.200	10	1:58.546	2
4	14 Ricardo Pereira	Ricardo Pereira		Ford Escort RS2000	GR1/N	1	1:56.061	7	1:56.266	8	1:56.373	3	1:56.402	9	1:56.942	4
5	98 César Freitas	César Freitas		BMW 323	GR2	1	1:57.202	3	1:58.371	2	2:06.794	4				
6	30 AECD	Luis Delso Heras	Carlos de Miguel Egea	BMW 635 CSI 6.3	T MAX	2	1:58.862	14	2:00.315	13	2:01.785	11	2:04.081	12	2:05.591	8
7	35 Eficar Team	Teo Antonio Pérez Palomo		BMW 325i E36	GT COPA	2	1:59.823	5	2:00.043	4	2:01.662	3	2:02.650	2	2:11.103	6
8	47 Diogo Cavaco	Diogo Cavaco	Bernardo Almeida	BMW E36	GT COPA	3	1:59.842	7	1:59.995	2	2:00.308	19	2:00.395	17	2:00.817	3
9	20 Eficar Team	Gonzalo Alonso Catalá	Andrea Fernandez Alfaro	Honda Civic	T 2000	2	2:00.806	16	2:00.834	11	2:01.027	15	2:01.684	14	2:01.731	8
10	223 Arlindo Beça	Arlindo Beça		Toyota Carina	T 2000	3	2:07.226	9	2:08.386	11	2:08.402	10	2:08.477	5	2:08.801	4
11	50 Javier Basagoiti	Javier Basagoiti Miranda		Volkswagen Golf MKI	GR2	2	2:16.350	11	2:16.976	12	2:17.034	10	2:17.670	7	2:17.968	15
12	18 Manuel Gómez Bancalero	Manuel Gómez Bancalero	Alberto Gómez Blández	Datsun 1200	GR1/N	2	2:18.785	4	2:19.305	3	2:20.148	2	2:36.223	5		
13	503 Eficar Team	Guillermo Velasco Baisse		Datsun 1200	GR1/N	3	2:28.509	4	2:28.535	7	2:28.697	3	2:29.468	6	2:29.551	2





Circuito de Madrid Jarama - RACE

Carrera de los 80s

Qualifying

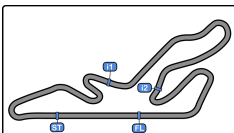
5 Mejores Velocidades



Circuito de Madrid Jarama-RACE 3.850 m.

Cl	Nº Team	Driver - 1	Driver - 2	Vehicle	Cat	Cl	Top 1		Top 2		Top 3		Top 4		Top 5		Avg
							Km/h	Lap	Km/h	Lap	Km/h	Lap	Km/h	Lap	Km/h	Lap	
1	7 Paulo Lima	Paulo Lima	Bruno Lima	BMW E30 M3	T MAX	1	212.1	14	204.1	6	203.0	7	202.2	8	201.4	16	204.6
2	27 Lucas Gonzalez-Anleo	Lucas Gonzalez-Anleo	Jorge Lopez Atienza	Porsche 968 CS	GT COPA	1	207.6	4	206.1	3	204.5	6	204.5	7	203.3	5	205.2
3	240 Eficar Team	Victor Rodriguez-Rey Barral	Javier Rodriguez-Rey Barral	Renault Clio 16v	T 2000	1	201.4	5	199.6	9	199.6	11	198.8	3	198.8	10	199.7
4	14 Ricardo Pereira	Ricardo Pereira		Ford Escort RS2000	GR1/N	1	195.2	7	192.5	8	192.1	3	192.1	4	190.4	2	192.5
5	47 Diogo Cavaco	Diogo Cavaco	Bernardo Almeida	BMW E36	GT COPA	2	194.5	2	193.5	12	192.1	7	191.8	3	191.8	4	192.7
6	223 Arlindo Beça	Arlindo Beça		Toyota Carina	T 2000	2	184.6	4	178.8	6	178.5	5	177.0	2	173.6	10	178.5
7	20 Eficar Team	Gonzalo Alonso Catalá	Andrea Fernandez Alfaro	Honda Civic	T 2000	3	184.3	8	183.9	16	183.9	17	183.0	15	182.4	14	183.5
8	35 Eficar Team	Teo Antonio Pérez Palomo		BMW 325i E36	GT COPA	3	183.6	5	181.5	4	179.7	8	172.2	6	168.2	3	177.0
9	18 Manuel Gómez Bancalero	Manuel Gómez Bancalero	Alberto Gómez Blández	Datsun 1200	GR1/N	2	154.9	2	152.3	3	152.3	4	152.3	5	57.1	1	133.8
10	50 Javier Basagoiti	Javier Basagoiti Miranda		Volkswagen Golf MKI	GR2	1	148.3	15	147.9	10	146.3	12	145.3	13	145.1	11	146.6
11	503 Eficar Team	Guillermo Velasco Baisse		Datsun 1200	GR1/N	3	140.0	4	138.9	7	133.4	2	132.8	6	129.1	3	134.9





Circuito de Madrid Jarama-RACE 3.850 m.

Circuito de Madrid Jarama - RACE

Carrera de los 80s

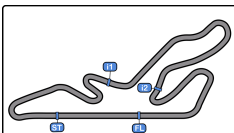
Qualifying

Secuencia Vueltas Rápidas



Lap	Day Time	Session Time	Nº Team	Driver - 1	Driver - 2	Vehicle	Cat	Time	Km/h
2	12:09:19.977	4:19.977	27	Lucas Gonzalez-Anleo	Lucas Gonzalez-Anleo	Porsche 968 CS	GT COP	1:54.022	121.5
3	12:11:13.201	6:13.201	27	Lucas Gonzalez-Anleo	Lucas Gonzalez-Anleo	Porsche 968 CS	GT COP	1:53.224	122.4
4	12:13:06.028	8:06.028	27	Lucas Gonzalez-Anleo	Lucas Gonzalez-Anleo	Porsche 968 CS	GT COP	1:52.827	122.8
16	12:40:25.155	35:25.155	7	Paulo Lima	Paulo Lima	BMW E30 M3	T MAX	1:52.696	122.9
18	12:44:16.299	39:16.299	7	Paulo Lima	Paulo Lima	BMW E30 M3	T MAX	1:52.375	123.3





Circuito de Madrid Jarama - RACE

Carrera de los 80s

Qualifying

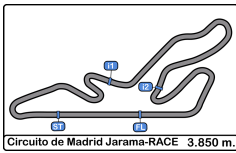
Mejor Máxima Velocidad del Evento



Circuito de Madrid Jarama-RACE 3.850 m.

Nº	Team	Driver - 1	Driver - 2	Vehicle	Cat	Km/h	Session
7	Paulo Lima	Paulo Lima	Bruno Lima	BMW E30 M3	T MAX	212.1	Qualifying
27	Lucas Gonzalez-Anleo	Lucas Gonzalez-Anleo	Jorge Lopez Atienza	Porsche 968 CS	GT COPA	207.6	Qualifying
240	Eficar Team	Victor Rodriguez-Rey Barral	Javier Rodriguez-Rey Barral	Renault Clio 16v	T 2000	201.4	Qualifying
14	Ricardo Pereira	Ricardo Pereira		Ford Escort RS2000	GR1/N	195.2	Qualifying
47	Diogo Cavaco	Diogo Cavaco	Bernardo Almeida	BMW E36	GT COPA	194.5	Qualifying
16	Damien Kohler	Damien Kohler		Ford GT40	GT COPA	188.4	Test Colectivo
223	Arlindo Beça	Arlindo Beça		Toyota Carina	T 2000	184.6	Qualifying
20	Eficar Team	Gonzalo Alonso Catalá	Andrea Fernandez Alfaro	Honda Civic	T 2000	184.3	Qualifying
35	Eficar Team	Teo Antonio Pérez Palomo		BMW 325i E36	GT COPA	183.6	Qualifying
18	Manuel Gómez Bancalero	Manuel Gómez Bancalero	Alberto Gómez Blández	Datsun 1200	GR1/N	156.2	Test Colectivo
50	Javier Basagoiti	Javier Basagoiti Miranda		Volkswagen Golf MK1	GR2	148.3	Qualifying
503	Eficar Team	Guillermo Velasco Baisse		Datsun 1200	GR1/N	140.0	Qualifying





Circuito de Madrid Jarama - RACE

Carrera de los 80s

Qualifying

Tiempos Parada en Pit



7 Paulo Lima BMW E30 M3
 T MAX Bruno Lima RP Motorsport

Nº	In Day Time	In Time	Out Time	Pit Time	T. Pit Time	Handicap	Diff.
1	12:24:58.823	12:24:58.823	12:26:30.317	1:31.494	1:31.494		

14 Ricardo Pereira Ford Escort RS2000
 GR1/N RP Motorsport

Nº	In Day Time	In Time	Out Time	Pit Time	T. Pit Time	Handicap	Diff.
1	12:26:58.471	12:26:58.471	12:28:03.781	1:05.310	1:05.310		

20 Gonzalo Alonso Catalá Honda Civic
 T 2000 Andrea Fernandez Alfaro Eficar Team

Nº	In Day Time	In Time	Out Time	Pit Time	T. Pit Time	Handicap	Diff.
1	12:24:29.097	12:24:29.097	12:27:45.078	3:15.981	3:15.981		
2	12:33:50.433	12:33:50.433	12:36:27.241	2:36.808	5:52.789		

27 Lucas Gonzalez-Anleo Porsche 968 CS
 GT COPA Jorge Lopez Atienza Garagem João Gomes

Nº	In Day Time	In Time	Out Time	Pit Time	T. Pit Time	Handicap	Diff.
1	12:20:54.906	12:20:54.906	12:23:39.086	2:44.180	2:44.180		

35 Teo Antonio Pérez Palomo BMW 325i E36
 GT COPA Eficar Team

Nº	In Day Time	In Time	Out Time	Pit Time	T. Pit Time	Handicap	Diff.
1	12:17:43.363	12:17:43.363	12:19:51.570	2:08.207	2:08.207		

47 Diogo Cavaco BMW E36
 GT COPA Bernardo Almeida Diogo / Bernardo

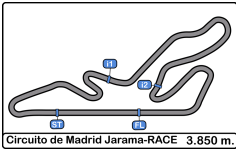
Nº	In Day Time	In Time	Out Time	Pit Time	T. Pit Time	Handicap	Diff.
1	12:22:00.963	12:22:00.963	12:23:50.047	1:49.084	1:49.084		

223 Arlindo Beça Toyota Carina
 T 2000 Arlindo Beça

Nº	In Day Time	In Time	Out Time	Pit Time	T. Pit Time	Handicap	Diff.
1	12:18:22.569	12:18:22.569	12:21:44.461	3:21.892	3:21.892		

240 Victor Rodriguez-Rey Renault Clio 16v
 Barral RRB Competicion
 T 2000 Javier Rodriguez-Rey Barra

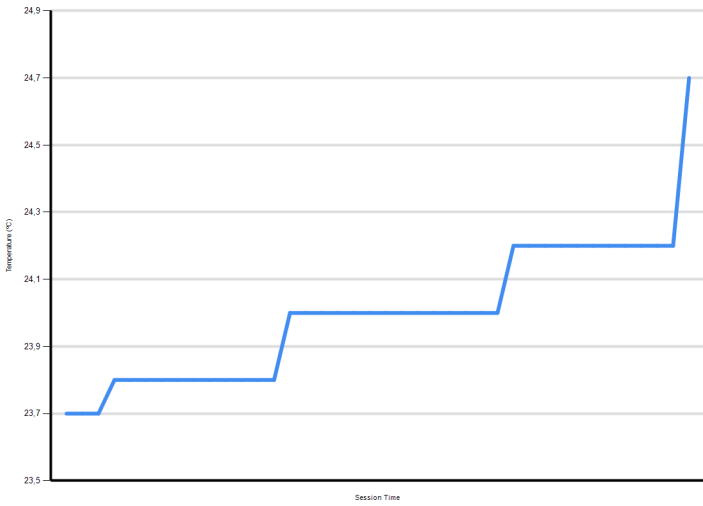
Nº	In Day Time	In Time	Out Time	Pit Time	T. Pit Time	Handicap	Diff.
1	12:20:04.295	12:20:04.295	12:25:31.956	5:27.661	5:27.661		



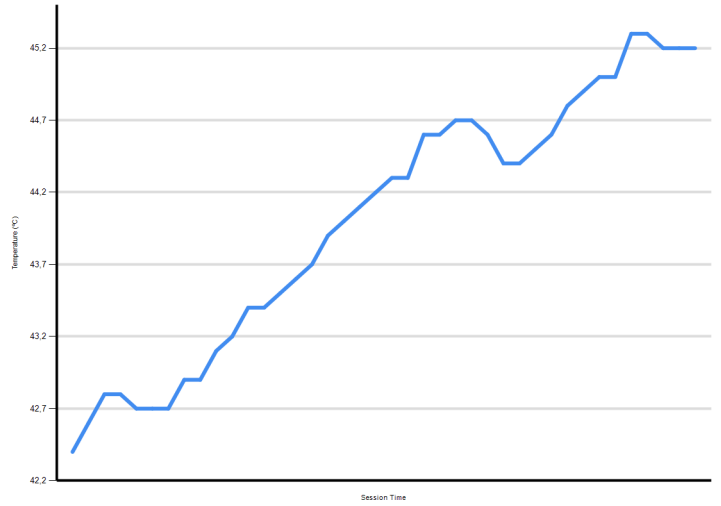
Circuito de Madrid Jarama - RACE
Carrera de los 80s
Qualifying
Informe Meteorológico



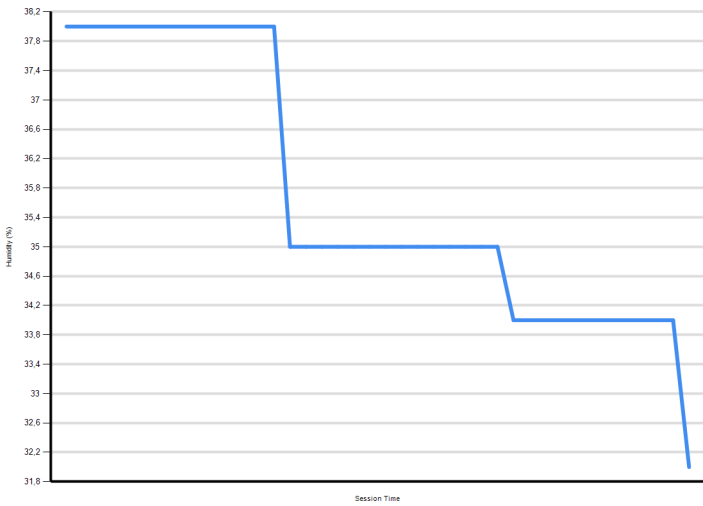
Air Temperature




Track Temperature



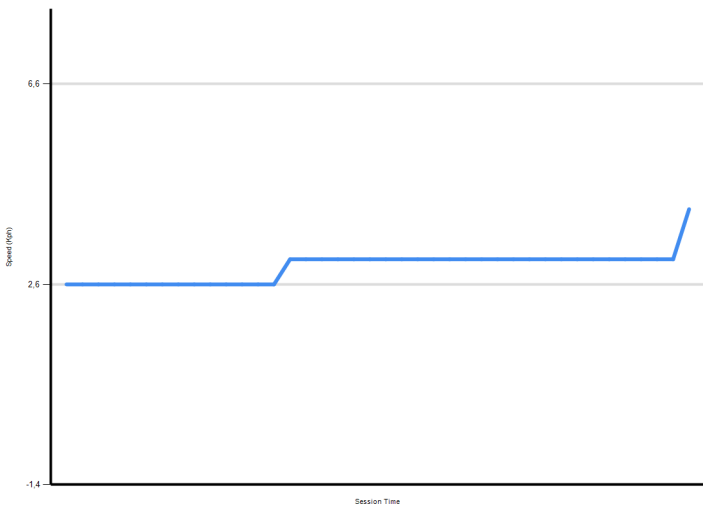
Humidity



Pressure



Wind Speed



Wind direction

