

Circuito de Madrid Jarama - RACE

Carrera de los 80s

Race - 1

Resultados Provisionales



Circuito de Madrid Jarama-RACE 3.850 m.

Cls	Nº	Team	Driver - 1	Driver - 2	Vehicle	Cat	Cl	Laps	Total Time	Gap	Interval	Km/h	Best	Time	Km/h
1	7	Paulo Lima	Paulo Lima	Bruno Lima	BMW E30 M3	T MAX	1	20	40:22.956			114.4	5	1:51.768	124.0
2	240	Eficar Team	Victor Rodriguez-Rey Barral	Javier Rodriguez-Rey Barral	Renault Clio 16v	T 2000	1	20	40:38.959	16.003	16.003	113.6	2	1:53.774	121.8
3	14	Ricardo Pereira	Ricardo Pereira		Ford Escort RS2000	GR1/N	1	20	41:00.922	37.966	21.963	112.6	4	1:56.455	119.0
4	27	Lucas Gonzalez-Anleo	Lucas Gonzalez-Anleo	Jorge Lopez Atienza	Porsche 968 CS	GT COPA	1	20	42:03.546	1:40.590	1:02.624	109.8	16	1:54.300	121.2
5	35	Eficar Team	Teo Antonio Pérez Palomo		BMW 325i E36	GT COPA	2	20	42:40.045	2:17.089	36.499	108.2	2	2:00.464	115.0
6	20	Eficar Team	Gonzalo Alonso Catalá	Andrea Fernandez Alfaro	Honda Civic	T 2000	2	17	40:34.837	3 Vtas.	3 Vtas.	96.7	13	2:02.782	112.8
7	503	Eficar Team	Guillermo Velasco Baisse		Datsun 1200	GR1/N	2	16	41:52.520	4 Vtas.	1 Vta.	88.2	16	2:26.942	94.3
8	50	Javier Basagoiti	Javier Basagoiti Miranda		Volkswagen Golf MKI	GR2	1	16	42:34.515	4 Vtas.		41.995	10	2:18.318	100.2

No clasificados: (Requerimientos: Ver Bandera a Cuadros)

18	Manuel Gómez Bancalero	Manuel Gómez Bancalero	Alberto Gómez Blández	Datsun 1200	GR1/N	3	13	33:06.573	7 Vtas.	3 Vtas.	90.6	4	2:19.758	99.1
47	Diogo Cavaco	Diogo Cavaco	Bernardo Almeida	BMW E36	GT COPA	3	10	20:58.308	10 Vtas.	3 Vtas.	110.1	6	1:59.592	115.8
30	AECD	Luis Delso Heras	Carlos de Miguel Egea	BMW 635 CSI 6.3	T MAX	2	9	18:36.001	11 Vtas.	1 Vta.	111.7	4	1:58.710	116.7
98	César Freitas	César Freitas		BMW 323	GR2	2	6	14:34.691	14 Vtas.	3 Vtas.	95.0	2	2:07.565	108.6
223	Arlindo Beça	Arlindo Beça		Toyota Carina	T 2000	3								

Vta. Rápida Lima - Lima - Paradela en 1:51.768 a 124.0 Km/h en la vta. 5

Published at:.....16h 50m

Track Temp: 43.6 °C Air Temp: 28.2 °C Humidity: 20 % Track Status: SECA

Race Director:

Ramiro BRITO

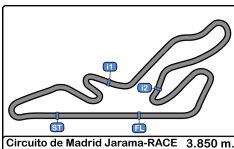
DCI PT24/0086

Timekeeper:

Maria.Jesús GAMAZO

JOB-0499-ESP/M





Circuito de Madrid Jarama - RACE
Carrera de los 80s
Race - 1
Resultados Provisionales por Categoría



T MAX															
Cls	Nº	Team	Driver - 1	Driver - 2	Vehicle	Cat	Cl	Laps	Total Time	Gap	Interval	Km/h	Best	Time	Km/h
1	7	Paulo Lima	<u>Paulo Lima</u>	Bruno Lima	BMW E30 M3	T MAX	1	20	40:22.956			114.4	5	1:51.768	124.0
No clasificados: (Requerimientos: Ver Bandera a Cuadros)															
30	AECD		<u>Luis Delso Heras</u>	Carlos de Miguel Egea	BMW 635 CSI 6.3	T MAX	2	9	18:36.001	11 Vtas.	11 Vtas.	111.7	4	1:58.710	116.7

T 2000															
Cls	Nº	Team	Driver - 1	Driver - 2	Vehicle	Cat	Cl	Laps	Total Time	Gap	Interval	Km/h	Best	Time	Km/h
1	240	Eficar Team	<u>Victor Rodriguez-Rey Barral</u>	Javier Rodríguez-Rey Barral	Renault Clio 16v	T 2000	1	20	40:38.959			113.6	2	1:53.774	121.8
2	20	Eficar Team	<u>Gonzalo Alonso Catalá</u>	Andrea Fernandez Alfaro	Honda Civic	T 2000	2	17	40:34.837	3 Vtas.	3 Vtas.	96.7	13	2:02.782	112.8
No clasificados: (Requerimientos: Ver Bandera a Cuadros)															
223	Arlindo Beça		Arlindo Beça		Toyota Carina	T 2000	3								

GR1/N															
Cls	Nº	Team	Driver - 1	Driver - 2	Vehicle	Cat	Cl	Laps	Total Time	Gap	Interval	Km/h	Best	Time	Km/h
1	14	Ricardo Pereira	Ricardo Pereira		Ford Escort RS2000	GR1/N	1	20	41:00.922			112.6	4	1:56.455	119.0
2	503	Eficar Team	Guillermo Velasco Baisse		Datsun 1200	GR1/N	2	16	41:52.520	4 Vtas.	4 Vtas.	88.2	16	2:26.942	94.3
No clasificados: (Requerimientos: Ver Bandera a Cuadros)															
18	Manuel Gómez Bancalero		Manuel Gómez Bancalero	Alberto Gómez Blández	Datsun 1200	GR1/N	3	13	33:06.573	7 Vtas.	3 Vtas.	90.6	4	2:19.758	99.1

GT COPA															
Cls	Nº	Team	Driver - 1	Driver - 2	Vehicle	Cat	Cl	Laps	Total Time	Gap	Interval	Km/h	Best	Time	Km/h
1	27	Lucas Gonzalez-Anleo	<u>Lucas Gonzalez-Anleo</u>	Jorge Lopez Atienza	Porsche 968 CS	GT COPA	1	20	42:03.546			109.8	16	1:54.300	121.2
2	35	Eficar Team	Teo Antonio Pérez Palomo		BMW 325i E36	GT COPA	2	20	42:40.045	36.499	36.499	108.2	2	2:00.464	115.0
No clasificados: (Requerimientos: Ver Bandera a Cuadros)															
47	Diogo Cavaco		<u>Diogo Cavaco</u>	Bernardo Almeida	BMW E36	GT COPA	3	10	20:58.308	10 Vtas.	10 Vtas.	110.1	6	1:59.592	115.8

GR2															
Cls	Nº	Team	Driver - 1	Driver - 2	Vehicle	Cat	Cl	Laps	Total Time	Gap	Interval	Km/h	Best	Time	Km/h
1	50	Javier Basagoiti	Javier Basagoiti Miranda		Volkswagen Golf MKI	GR2	1	16	42:34.515			86.8	10	2:18.318	100.2
No clasificados: (Requerimientos: Ver Bandera a Cuadros)															
98	César Freitas		César Freitas		BMW 323	GR2	2	6	14:34.691	10 Vtas.	10 Vtas.	95.0	2	2:07.565	108.6

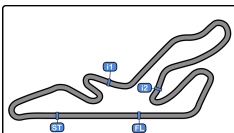
Vta. Rápida Lima - Lima - Paradela en 1:51.768 a 124.0 Km/h en la vta. 5

Published at:.....

Track Temp: **43.6 °C** Air Temp: **28.2 °C** Humidity: **20 %** Track Status: **SECA**

Race Director:	Ramiro BRITO DCI PT24/0086	Timekeeper:	Maria.Jesús GAMAZO JOB-0499-ESP/M
-----------------------	-------------------------------	--------------------	--------------------------------------





Circuito de Madrid Jarama - RACE

Carrera de los 80s

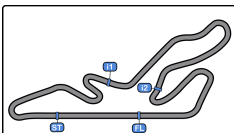
Race - 1



Clasificación Provisional por Vuelta Rápida de Piloto

Clas	Nº	Team	Vehicle	Driver	Cat	Clas	Laps	Best	Time	Gap	Interval	Km/h
1	7	Paulo Lima	BMW E30 M3	Paulo Lima	T MAX	1	11	5	1:51.768			124.0
2	240	Eficar Team	Renault Clio 16v	Victor Rodriguez-Rev Barral	T 2000	1	9	2	1:53.774	2.006	2.006	121.8
3	27	Lucas Gonzalez-Anleo	Porsche 968 CS	Jorge Lopez Atienza	GT COPA	1	11	7	1:54.300	2.532	0.526	121.2
4	240	Eficar Team	Renault Clio 16v	Javier Rodriguez-Rev Barral	T 2000	2	11	8	1:55.941	4.173	1.641	119.5
5	14	Ricardo Pereira	Ford Escort RS2000	Ricardo Pereira	GR1/N	1	20	4	1:56.455	4.687	0.514	119.0
6	7	Paulo Lima	BMW E30 M3	Bruno Lima	T MAX	2	9	7	1:56.484	4.716	0.029	118.9
7	30	AECD	BMW 635 CSI 6.3	Luis Delso Heras	T MAX	3	8	3	1:58.710	6.942	2.226	116.7
8	47	Dioqo Cavaco	BMW E36	Dioqo Cavaco	GT COPA	2	10	6	1:59.592	7.824	0.882	115.8
9	27	Lucas Gonzalez-Anleo	Porsche 968 CS	Lucas Gonzalez-Anleo	GT COPA	3	9	5	1:59.935	8.167	0.343	115.5
10	35	Eficar Team	BMW 325i E36	Teo Antonio Pérez Palomo	GT COPA	4	20	2	2:00.464	8.696	0.529	115.0
11	20	Eficar Team	Honda Civic	Gonzalo Alonso Catalá	T 2000	3	14	10	2:02.782	11.014	2.318	112.8
12	98	César Freitas	BMW 323	César Freitas	GR2	1	6	2	2:07.565	15.797	4.783	108.6
13	50	Javier Basaaoiti	Volkswaeden Golf MKI	Javier Basaaoiti Miranda	GR2	2	16	10	2:18.318	26.550	10.753	100.2
14	18	Manuel Gómez Bancalero	Datsun 1200	Gómez Bancalero - Gómez Blández	GR1/N	2	13	4	2:19.758	27.990	1.440	99.1
15	503	Eficar Team	Datsun 1200	Guillermo Velasco Baisse	GR1/N	3	16	16	2:26.942	35.174	7.184	94.3
16	30	AECD	BMW 635 CSI 6.3	Delso Heras - de Miquel Egea	T MAX	4	1	1	2:31.881	40.113	4.939	91.2
17	20	Eficar Team	Honda Civic	Alonso Catalá - Fernandez Alfaro	T 2000	4	3	3	3:29.650	1:37.882	57.769	66.1





Circuito de Madrid Jarama - RACE

Carrera de los 80s

Race - 1

Distancia y Velocidad Media



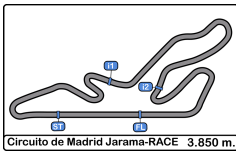
Circuito de Madrid Jarama-RACE 3.850 m.

Cls	Nº	Team	Driver - 1	Driver - 2	Vehicle	Cat	Cls	Laps	Distancia	Total Time	Km/h
1	7	Paulo Lima	<u>Paulo Lima</u>	Bruno Lima	BMW E30 M3	T MAX	1	20	77.00	40:22.956	114.4
2	240	Eficar Team	<u>Victor Rodriguez-Rey Barral</u>	Javier Rodriguez-Rey Barral	Renault Clio 16v	T 2000	1	20	77.00	40:38.959	113.6
3	14	Ricardo Pereira	Ricardo Pereira		Ford Escort RS2000	GR1/N	1	20	77.00	41:00.922	112.6
4	27	Lucas Gonzalez-Anleo	<u>Lucas Gonzalez-Anleo</u>	Jorge Lopez Atienza	Porsche 968 CS	GT COPA	1	20	77.00	42:03.546	109.8
5	35	Eficar Team	Teo Antonio Pérez Palomo		BMW 325i E36	GT COPA	2	20	77.00	42:40.045	108.2
6	20	Eficar Team	<u>Gonzalo Alonso Catalá</u>	Andrea Fernandez Alfaro	Honda Civic	T 2000	2	17	65.45	40:34.837	96.7
7	503	Eficar Team	Guillermo Velasco Baisse		Datsun 1200	GR1/N	2	16	61.60	41:52.520	88.2
8	50	Javier Basagoiti	Javier Basagoiti Miranda		Volkswagen Golf MK1	GR2	1	16	61.60	42:34.515	86.8

No clasificados: (Requerimientos: Ver Bandera a Cuadros)

18	Manuel Gómez Bancalero	Manuel Gómez Bancalero	Alberto Gómez Blández	Datsun 1200	GR1/N	3	13	50.05	33:06.573	90.6
47	Diogo Cavaco	<u>Diogo Cavaco</u>	Bernardo Almeida	BMW E36	GT COPA	3	10	38.50	20:58.308	110.1
30	AECD	<u>Luis Delso Heras</u>	Carlos de Miguel Egea	BMW 635 CSI 6.3	T MAX	2	9	34.65	18:36.001	111.7
98	César Freitas	César Freitas		BMW 323	GR2	2	6	23.10	14:34.691	95.0
223	Arlindo Beça	Arlindo Beça		Toyota Carina	T 2000	3				





Circuito de Madrid Jarama - RACE

Carrera de los 80s

Race - 1

Tiempos Por Vuelta



7 Paulo Lima BMW E30 M3
T MAX Bruno Lima RP Motorsport

18 Manuel Gómez Bancalero Datsun 1200
Alberto Gómez Blández Eficar Team

Lap	D	Time	Sector 1	Sector 2	Sector 3	T. Spd	Elapsed
1	1	2:16.529	1:04.800	38.797	32.932	86.7	2:16.529
2	1	1:53.344	43.090	38.635	31.619	189.1	4:09.873
3	1	1:54.927	44.771	38.450	31.706	197.8	6:04.800
4	1	1:54.609	43.860	38.933	31.816	204.5	7:59.409
5	1	1:51.768	42.900	37.180	31.688	196.3	9:51.177
6	1	1:52.390	43.081	37.673	31.636	198.8	11:43.567
7	1	1:53.578	43.826	38.179	31.573	195.2	13:37.145
8	1	1:52.049	42.740	37.799	31.510	200.7	15:29.194
9	1	1:52.908	43.236	37.952	31.720	199.2	17:22.102
10	1	1:53.227	43.323	38.244	31.660	206.8	19:15.329
11	1	2:00.925 P	43.071	37.744	40.110	206.1	21:16.254
12	2	3:22.794	2:07.912	41.116	33.766	103.6	24:39.048
13	2	1:59.018	45.246	39.983	33.789	190.8	26:38.066
14	2	1:59.125	45.679	39.892	33.554	190.1	28:37.191
15	2	1:58.315	44.795	39.684	33.836	200.3	30:35.506
16	2	1:59.315	46.279	40.044	32.992	200.3	32:34.821
17	2	1:57.755	45.267	39.494	32.994	198.1	34:32.576
18	2	1:56.484	44.622	39.110	32.752	199.6	36:29.060
19	2	1:57.107	44.675	39.443	32.989	200.3	38:26.167
20	2	1:56.789	44.450	39.225	33.114	196.3	40:22.956

Lap	D	Time	Sector 1	Sector 2	Sector 3	T. Spd	Elapsed
1	1	2:29.761	1:01.269	49.467	39.025	129.6	2:29.761
2	1	2:22.555	54.396	49.087	39.072	143.0	4:52.316
3	1	2:21.201	53.925	48.141	39.135	147.9	7:13.517
4	1	2:19.758	53.557	47.545	38.656	151.4	9:33.275
5	1	2:19.908	53.744	47.243	38.921	147.5	11:53.183
6	1	2:22.517	52.990	49.411	40.116	151.4	14:15.700
7	1	2:20.102	53.458	47.848	38.796	154.7	16:35.802
8	1	2:29.296 P	54.102	48.416	46.778	153.1	19:05.098
9	1	3:53.789	2:25.319	48.724	39.746	83.5	22:58.887
10	1	2:28.754	54.296	54.478	39.980	143.2	25:27.641
11	1	2:23.832	54.444	49.565	39.823	143.4	27:51.473
12	2	2:34.068	56.652	56.045	41.371	127.9	30:25.541
13	2	2:41.032	59.193	56.006	45.833	126.7	33:06.573
14	2	1:11.670				99.9	

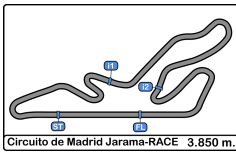
20 Gonzalo Alonso Catalá Honda Civic
T 2000 Andrea Fernandez Alfaro Eficar Team

Lap	D	Time	Sector 1	Sector 2	Sector 3	T. Spd	Elapsed
1	1	2:10.249	53.316	41.959	34.974	157.6	2:10.249
2	1	2:04.855	47.882	41.733	35.240	176.4	4:15.104
3	1	2:04.058	47.361	42.017	34.680	180.3	6:19.162
4	1	2:03.547	47.363	41.568	34.616	177.9	8:22.709
5	1	3:20.290 P	47.241	1:31.690	1:01.359	180.3	11:42.999
6	1	3:28.128	2:10.259	43.148	34.721	91.6	15:11.127
7	1	2:12.323 P	47.493	42.208	42.622	180.0	17:23.450
8	1	3:29.650	2:13.338	41.784	34.528	90.6	20:53.100
9	1	2:03.522	47.367	41.243	34.912	180.0	22:56.622
10	1	2:34.467	47.380	1:07.920	39.167	179.7	25:31.089
11	1	2:05.417	48.265	41.654	35.498	171.9	27:36.506
12	1	2:03.470	47.198	41.733	34.539	179.4	29:39.976
13	1	2:02.782	47.074	41.223	34.485	180.9	31:42.758
14	1	2:19.707	1:03.276	41.783	34.648	136.7	34:02.465
15	1	2:04.442	47.409	42.062	34.971	177.3	36:06.907
16	1	2:22.853	46.943	56.061	39.849	177.9	38:29.760
17	1	2:05.077	48.053	42.252	34.772	172.2	40:34.837

14 Ricardo Pereira Ford Escort RS2000
GR1/N RP Motorsport

Lap	D	Time	Sector 1	Sector 2	Sector 3	T. Spd	Elapsed
1	1	2:16.496	1:03.424	39.389	33.683	68.3	2:16.496
2	1	1:56.626	44.552	38.943	33.131	188.4	4:13.122
3	1	1:56.532	44.425	39.088	33.019	193.5	6:09.654
4	1	1:56.455	44.955	38.689	32.811	190.4	8:06.109
5	1	1:57.694	45.197	39.429	33.068	190.4	10:03.803
6	1	1:57.785	45.700	39.034	33.051	190.1	12:01.588
7	1	1:57.291	45.194	39.178	32.919	192.5	13:58.879
8	1	1:57.339	45.379	38.931	33.029	188.8	15:56.218
9	1	1:57.451	45.308	39.211	32.932	193.5	17:53.669
10	1	2:04.123 P	45.653	39.218	39.252	190.1	19:57.792
11	1	3:27.756	2:15.831	38.977	32.948	88.3	23:25.548
12	1	1:57.863	45.469	39.462	32.932	191.4	25:23.411
13	1	1:57.845	45.639	39.030	33.176	190.4	27:21.256
14	1	1:57.531	45.307	38.982	33.242	190.8	29:18.787
15	1	1:57.047	45.269	38.832	32.946	186.8	31:15.834
16	1	1:57.163	45.071	38.903	33.189	190.4	33:12.997
17	1	1:56.764	45.046	38.944	32.774	191.1	35:09.761
18	1	1:57.147	45.284	39.012	32.851	189.4	37:06.908
19	1	1:56.916	45.430	38.722	32.764	188.4	39:03.824
20	1	1:57.098	45.097	38.764	33.237	190.4	41:00.922





Circuito de Madrid Jarama - RACE

Carrera de los 80s

Race - 1

Tiempos Por Vuelta



27

Lucas Gonzalez-Anleo

Porsche 968 CS

35

Teo Antonio Pérez Palomo

BMW 325i E36

GT COPA

Jorge Lopez Atienza

Garagem João Gomes

GT COPA

Eficar Team

Lap	D	Time	Sector 1	Sector 2	Sector 3	T. Spd	Elapsed	Lap	D	Time	Sector 1	Sector 2	Sector 3	T. Spd	Elapsed
1	1	2:06.662	51.851	40.405	34.406	167.1	2:06.662	1		2:06.938	52.495	40.518	33.925	156.9	2:06.938
2	1	2:00.096	46.084	40.082	33.930	200.3	4:06.758	2		2:00.464	46.449	40.456	33.559	185.2	4:07.402
3	1	2:02.434	47.692	40.948	33.794	193.8	6:09.192	3		2:03.214	47.454	41.508	34.252	187.5	6:10.616
4	1	2:01.526	47.170	39.978	34.378	190.4	8:10.718	4		2:00.878	46.473	40.547	33.858	184.3	8:11.494
5	1	1:59.935	46.427	39.909	33.599	197.0	10:10.653	5		2:01.338	46.474	41.252	33.612	185.8	10:12.832
6	1	2:00.813	46.945	40.143	33.725	193.8	12:11.466	6		2:01.120	46.626	40.659	33.835	181.8	12:13.952
7	1	2:09.032 P	46.190	40.618	42.224	200.3	14:20.498	7		2:01.623	46.530	40.757	34.336	180.9	14:15.575
8	1	3:19.204	2:04.136	40.950	34.118	100.4	17:39.702	8		2:01.808	46.664	40.889	34.255	178.2	16:17.383
9	1	2:04.928 P	46.097	39.593	39.238	197.0	19:44.630	9		2:07.097 P	46.682	40.924	39.491	165.6	18:24.480
10	2	3:11.282	2:00.144	38.289	32.849	98.0	22:55.912	10		3:33.099	2:17.665	41.329	34.105	87.5	21:57.579
11	2	1:55.050	44.422	38.225	32.403	201.4	24:50.962	11		2:02.362	46.513	41.515	34.334	180.6	23:59.941
12	2	1:54.711	44.464	38.049	32.198	204.5	26:45.673	12		2:01.907	46.724	40.910	34.273	182.4	26:01.848
13	2	1:54.348	44.252	38.122	31.974	206.8	28:40.021	13		2:02.255	47.109	41.190	33.956	168.4	28:04.103
14	2	1:54.699	44.159	37.988	32.552	204.5	30:34.720	14		2:02.361	46.900	41.492	33.969	171.1	30:06.464
15	2	1:54.648	44.401	37.771	32.476	207.6	32:29.368	15		2:01.192	46.476	40.816	33.900	178.8	32:07.656
16	2	1:54.300	44.215	37.718	32.367	206.1	34:23.668	16		2:02.699	46.659	41.163	34.877	178.8	34:10.355
17	2	1:55.429	44.564	38.401	32.464	204.9	36:19.097	17		2:02.027	46.735	41.290	34.002	177.0	36:12.382
18	2	1:54.895	44.520	37.859	32.516	204.1	38:13.992	18		2:02.604	46.812	41.116	34.676	169.0	38:14.986
19	2	1:54.588	44.401	37.872	32.315	200.3	40:08.580	19		2:02.020	46.824	41.073	34.123	174.1	40:17.006
20	2	1:54.966	44.430	38.127	32.409	203.7	42:03.546	20		2:23.039 P	52.779	44.943	45.317	130.2	42:40.045

30

Luis Delso Heras

BMW 635 CSI 6.3

47

Diogo Cavaco

BMW E36

T MAX

Carlos de Miguel Egea

Clasicos Madrid

GT COPA

Bernardo Almeida

Diogo / Bernardo

Lap	D	Time	Sector 1	Sector 2	Sector 3	T. Spd	Elapsed	Lap	D	Time	Sector 1	Sector 2	Sector 3	T. Spd	Elapsed
1		2:31.881	1:17.412	40.600	33.869	101.9	2:31.881	1	1	2:34.055	1:17.900	42.005	34.150	74.2	2:34.055
2	1	1:59.033	45.460	39.382	34.191	171.1	4:30.914	2	1	2:00.268	45.879	40.413	33.976	188.1	4:34.323
3	1	1:59.634	45.580	39.629	34.425	179.7	6:30.548	3	1	2:01.675	46.289	40.849	34.537	181.2	6:35.998
4	1	1:58.710	45.568	39.385	33.757	178.8	8:29.258	4	1	2:01.141	46.184	40.790	34.167	183.3	8:37.139
5	1	2:00.271	45.268	39.763	35.240	189.4	10:29.529	5	1	2:00.597	46.168	40.452	33.977	185.2	10:37.736
6	1	2:00.005	46.628	39.349	34.028	184.3	12:29.534	6	1	1:59.592	45.561	40.082	33.949	185.2	12:37.328
7	1	1:59.674	45.759	40.181	33.734	192.5	14:29.208	7	1	2:02.333	45.871	41.110	35.352	192.1	14:39.661
8	1	1:59.661	46.136	39.793	33.732	180.0	16:28.869	8	1	1:59.677	45.491	40.158	34.028	189.8	16:39.338
9	1	2:07.132 P	45.491	39.691	41.950	189.4	18:36.001	9	1	2:01.767	47.029	40.590	34.148	193.5	18:41.105
								10	1	2:17.203 P	46.608	46.554	44.041	189.8	20:58.308
								11	2		3:24.040	43.471		79.5	

50

Javier Basagoiti Miranda

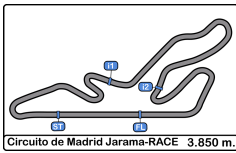
Volkswagen Golf MKI

GR2

Escuderia Madrid Historico

Lap	D	Time	Sector 1	Sector 2	Sector 3	T. Spd	Elapsed
1		2:48.506	1:21.173	48.342	38.991	69.4	2:48.506
2		2:20.771	53.819	48.454	38.498	145.3	5:09.277
3		3:07.363 P	52.680	1:10.802	1:03.881	145.3	8:16.640
4		4:00.651	2:34.528	47.672	38.451	50.4	12:17.291
5		2:19.993	52.902	48.766	38.325	147.3	14:37.284
6		2:18.729	52.907	47.617	38.205	143.8	16:56.013
7		2:18.463	52.698	47.382	38.383	146.5	19:14.476
8		2:29.180 P	55.891	47.624	45.665	141.1	21:43.656
9		3:49.607	2:23.966	47.762	37.879	72.1	25:33.263
10		2:18.318	52.375	47.424	38.519	146.7	27:51.581
11		2:27.493	54.764	51.566	41.163	140.4	30:19.074
12		2:28.912	56.776	51.464	40.672	122.5	32:47.986
13		2:26.311	54.763	50.926	40.622	139.3	35:14.297
14		2:27.287	55.926	51.378	39.983	136.5	37:41.584
15		2:25.818	55.289	50.273	40.256	130.1	40:07.402
16		2:27.113	55.471	50.243	41.399	134.1	42:34.515





Circuito de Madrid Jarama - RACE

Carrera de los 80s

Race - 1

Tempos Por Vuelta



98

César Freitas

BMW 323

GR2

RP Motorsport

Lap	D	Time	Sector 1	Sector 2	Sector 3	T. Spd	Elapsed
1		2:40.511	1:17.007	46.587	36.917	69.6	2:40.511
2		2:07.565	48.289	43.747	35.529	156.5	4:48.076
3		2:10.272	48.714	44.631	36.927	149.7	6:58.348
4		2:11.535	49.009	45.752	36.774	156.0	9:09.883
5		2:18.920	49.009	48.256	41.655	148.7	11:28.803
6		3:05.888 P	1:07.426	1:01.802	56.660	93.9	14:34.691

240

Victor Rodriguez-Rey Barral

Renault Clio 16v

T 2000

Javier Rodriguez-Rey

RRB Competicion

Lap	D	Time	Sector 1	Sector 2	Sector 3	T. Spd	Elapsed
1	1	2:15.000	1:04.536	38.063	32.401	92.4	2:15.000
2	1	1:53.774	43.668	37.917	32.189	200.3	4:08.774
3	1	1:54.935	44.347	38.086	32.502	200.7	6:03.709
4	1	1:55.725	44.877	38.617	32.231	196.3	7:59.434
5	1	1:54.215	44.140	37.803	32.272	199.6	9:53.649
6	1	1:55.841	44.392	38.721	32.728	198.8	11:49.490
7	1	1:55.867	44.454	38.557	32.856	198.5	13:45.357
8	1	1:55.662	44.523	38.231	32.908	198.5	15:41.019
9	1	2:01.936 P	44.458	38.564	38.914	197.4	17:42.955
10	2	3:21.964	2:10.042	39.183	32.739	97.6	21:04.919
11	2	1:56.248	45.109	38.418	32.721	195.2	23:01.167
12	2	1:57.198	44.767	38.964	33.467	193.8	24:58.365
13	2	1:57.115	44.950	39.313	32.852	187.8	26:55.480
14	2	1:56.236	44.859	38.882	32.495	181.2	28:51.716
15	2	1:56.159	44.982	38.661	32.516	190.4	30:47.875
16	2	1:56.143	44.487	38.910	32.746	193.5	32:44.018
17	2	1:55.941	44.761	38.321	32.859	186.2	34:39.959
18	2	1:59.038	45.926	40.054	33.058	187.1	36:38.997
19	2	1:58.866	45.306	39.838	33.722	192.8	38:37.863
20	2	2:01.096	46.563	40.047	34.486	173.0	40:38.959

503

Guillermo Velasco Baisse

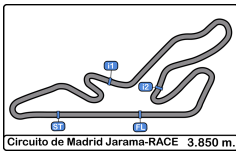
Datsun 1200

GR1/N

Eficar Team

Lap	D	Time	Sector 1	Sector 2	Sector 3	T. Spd	Elapsed
1		2:47.804	1:13.358	52.561	41.885	65.6	2:47.804
2		2:30.616	57.278	51.279	42.059	130.9	5:18.420
3		2:32.554	57.574	52.791	42.189	138.1	7:50.974
4		2:31.338	58.205	51.343	41.790	136.0	10:22.312
5		2:31.942	57.913	51.840	42.189	136.7	12:54.254
6		2:31.387	57.920	51.547	41.920	137.4	15:25.641
7		2:39.144 P	57.391	51.506	50.247	137.4	18:04.785
8		4:00.005	2:26.394	51.742	41.869	76.3	22:04.790
9		2:30.138	56.367	51.621	42.150	138.4	24:34.928
10		2:30.679	57.231	51.375	42.073	131.8	27:05.607
11		2:29.211	56.566	50.839	41.806	137.2	29:34.818
12		2:27.191	55.724	50.839	40.628	139.7	32:02.009
13		2:27.648	56.348	50.592	40.708	138.9	34:29.657
14		2:28.310	56.364	51.481	40.465	138.2	36:57.967
15		2:27.611	56.407	50.572	40.632	135.6	39:25.578
16		2:26.942	55.771	50.689	40.482	134.6	41:52.520





Circuito de Madrid Jarama - RACE

Carrera de los 80s

Race - 1

Análisis



Num	Lap Time	Gap
-----	----------	-----

Lap 1

27	2:06.662	
35	2:06.938	00.276
20	2:10.249	03.587
240	2:15.000	08.338
14	2:16.496	09.834
7	2:16.529	09.867
18	2:29.761	23.099
30	2:31.881	25.219
47	2:34.055	27.393
98	2:40.511	33.849
503	2:47.804	41.142
50	2:48.506	41.844

Num	Lap Time	Gap
-----	----------	-----

Lap 2

27	2:00.096	
35	2:00.464	00.644
240	1:53.774	02.016
7	1:53.344	03.115
14	1:56.626	06.364
20	2:04.855	08.346
30	1:59.033	24.156
47	2:00.268	27.565
98	2:07.565	41.318
18	2:22.555	45.558
50	2:20.771	1:02.519
503	2:30.616	1:11.662

Num	Lap Time	Gap
-----	----------	-----

Lap 3

240	1:54.935	
7	1:54.927	01.091
27	2:02.434	05.483
14	1:56.532	05.945
35	2:03.214	06.907
20	2:04.058	15.453
30	1:59.634	26.839
47	2:01.675	32.289
98	2:10.272	54.639
18	2:21.201	1:09.808
503	2:32.554	1:47.265

Num	Lap Time	Gap
-----	----------	-----

Lap 4

7	1:54.609	
240	1:55.725	00.025
14	1:56.455	06.700
27	2:01.526	11.309
35	2:00.878	12.085
50	3:07.363	1 Lap
20	2:03.547	23.300
30	1:58.710	29.849
47	2:01.141	37.730
98	2:11.535	1:10.474
18	2:19.758	1:33.866

Num	Lap Time	Gap
-----	----------	-----

Lap 5

7	1:51.768	
---	----------	--

Num	Lap Time	Gap
-----	----------	-----

240	1:54.215	02.472
14	1:57.694	12.626
27	1:59.935	19.476
35	2:01.338	21.655
503	2:31.338	1 Lap
30	2:00.271	38.352
47	2:00.597	46.559
98	2:18.920	1:37.626
20	3:20.290	1:51.822

Num	Lap Time	Gap
-----	----------	-----

Lap 6

7	1:52.390	
240	1:55.841	05.923
18	2:19.908	1 Lap
14	1:57.785	18.021
27	2:00.813	27.899
35	2:01.120	30.385
50	4:00.651	2 Laps
30	2:00.005	45.967
47	1:59.592	53.761
503	2:31.942	1 Lap

Num	Lap Time	Gap
-----	----------	-----

Lap 7

7	1:53.578	
240	1:55.867	08.212
14	1:57.291	21.734
35	2:01.623	38.430
18	2:22.517	1 Lap
27	2:09.032	43.353
30	1:59.674	52.063
98	3:05.888	1 Lap
50	2:19.993	2 Laps
47	2:02.333	1:02.516
20	3:28.128	1 Lap
503	2:31.387	1 Lap

Num	Lap Time	Gap
-----	----------	-----

Lap 8

7	1:52.049	
240	1:55.662	11.825
14	1:57.339	27.024
35	2:01.808	48.189
30	1:59.661	59.675
18	2:20.102	1 Lap
47	1:59.677	1:10.144
50	2:18.729	2 Laps

Num	Lap Time	Gap
-----	----------	-----

Lap 9

7	1:52.908	
20	2:12.323	2 Laps
27	3:19.204	1 Lap
240	2:01.936	20.853
14	1:57.451	31.567
503	2:39.144	2 Laps
35	2:07.097	1:02.378
30	2:07.132	1:13.899
47	2:01.767	1:19.003

Num	Lap Time	Gap
-----	----------	-----

18	2:29.296	1 Lap
50	2:18.463	2 Laps

Num	Lap Time	Gap
-----	----------	-----

Lap 10

7	1:53.227	
27	2:04.928	1 Lap
14	2:04.123	42.463
20	3:29.650	2 Laps
47	2:17.203	1:42.979
240	3:21.964	1:49.590

Num	Lap Time	Gap
-----	----------	-----

Lap 11

7	2:00.925	
50	2:29.180	3 Laps
35	3:33.099	1 Lap
503	4:00.005	3 Laps
27	3:11.282	1 Lap
20	2:03.522	2 Laps
18	3:53.789	2 Laps
240	1:56.248	1:44.913
14	3:27.756	2:09.294
35	2:02.362	2:43.687
503	2:30.138	2 Laps

Num	Lap Time	Gap
-----	----------	-----

Lap 12

7	3:22.794	
27	1:55.050	1 Lap
240	1:57.198	19.317
14	1:57.863	44.363
18	2:28.754	2 Laps
20	2:34.467	2 Laps
50	3:49.607	3 Laps
35	2:01.907	1:22.800

Num	Lap Time	Gap
-----	----------	-----

Lap 13

7	1:59.018	
27	1:54.711	1 Lap
240	1:57.115	17.414
503	2:30.679	3 Laps
14	1:57.845	43.190
20	2:05.417	2 Laps
18	2:23.832	2 Laps
50	2:18.318	3 Laps
35	2:02.255	1:26.037

Num	Lap Time	Gap
-----	----------	-----

Lap 14

7	1:59.125	
27	1:54.348	1 Lap
240	1:56.236	14.525
14	1:57.531	41.596
503	2:29.211	3 Laps
20	2:03.470	2 Laps
35	2:02.361	1:29.273
50	2:27.493	3 Laps
18	2:34.068	2 Laps

Num	Lap Time	Gap
-----	----------	-----

27	1:54.699	1:57.529
----	----------	----------

Num	Lap Time	Gap
-----	----------	-----

Lap 15

7	1:58.315	
240	1:56.159	12.369
14	1:57.047	40.328
20	2:02.782	2 Laps
503	2:27.191	3 Laps
35	2:01.192	1:32.150
27	1:54.648	1:53.862

Num	Lap Time	Gap
-----	----------	-----

Lap 16

7	1:59.315	
240	1:56.143	09.197
50	2:28.912	4 Laps
18	2:41.032	3 Laps
14	1:57.163	38.176
20	2:19.707	2 Laps
35	2:02.699	1:35.534
27	1:54.300	1:48.847
503	2:27.648	3 Laps

Num	Lap Time	Gap
-----	----------	-----

Lap 17

7	1:57.755	
240	1:55.941	07.383
14	1:56.764	37.185
50	2:26.311	4 Laps
20	2:04.442	2 Laps
35	2:02.027	1:39.806
27	1:55.429	1:46.521

Num	Lap Time	Gap
-----	----------	-----

Lap 18

7	1:56.484	
240	1:59.038	09.937
503	2:28.310	4 Laps
14	1:57.147	37.848
50	2:27.287	4 Laps
27	1:54.895	1:44.932
35	2:02.604	1:45.926

Num	Lap Time	Gap
-----	----------	-----

Lap 19

7	1:57.107	
20	2:22.853	3 Laps
240	1:58.866	11.696
14	1:56.916	37.657
503	2:27.611	4 Laps
50	2:25.818	4 Laps
27	1:54.588	1:42.413
35	2:02.020	1:50.839

Num	Lap Time	Gap
-----	----------	-----

Lap 20

7	1:56.789	
20	2:05.077	3 Laps
240	2:01.096	16.003
14	1:57.098	37.966

Num	Lap Time	Gap
-----	----------	-----

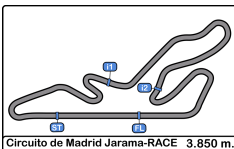
503	2:26.942	4 Laps
-----	----------	--------

27	1:54.966	1:40.590
----	----------	----------

50	2:27.113	4 Laps
----	----------	--------

35	2:23.039	2:17.089
----	----------	----------





Circuito de Madrid Jarama - RACE

Carrera de los 80s

Race - 1

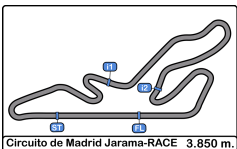
Mejores Sectores



Circuito de Madrid Jarama-RACE 3.850 m.

Sector - 1			Sector - 2			Sector - 3			Ideal Lap vs Best Lap		
Clas	Nº Driver	Time	Nº Driver	Time	Nº Driver	Time	Clas	Nº Driver	Ideal Lap	Best Lap	Clas
1	7 Lima - Lima - Paradela	42.740	7 Lima - Lima - Paradela	37.180	7 Lima - Lima - Paradela	31.510	1	7 Lima - Lima - Paradela	1:51.430	1:51.768	1
2	240 Rodriguez-Rey Barral - Rodriguez-	43.668	27 Gonzalez-Anleo - Lopez Atienza	37.718	27 Gonzalez-Anleo - Lopez Atienza	31.974	2	240 Rodriguez-Rey Barral - Rodriguez-	1:53.660	1:53.774	2
3	27 Gonzalez-Anleo - Lopez Atienza	44.159	240 Rodriguez-Rey Barral - Rodriguez-	37.803	240 Rodriguez-Rey Barral - Rodriguez-	32.189	3	27 Gonzalez-Anleo - Lopez Atienza	1:53.851	1:54.300	3
4	14 Ricardo Pereira	44.425	14 Ricardo Pereira	38.689	14 Ricardo Pereira	32.764	4	14 Ricardo Pereira	1:55.878	1:56.455	4
5	30 Delso Heras - de Miguel Egea	45.268	30 Delso Heras - de Miguel Egea	39.349	35 Teo Antonio Pérez Palomo	33.559	5	30 Delso Heras - de Miguel Egea	1:58.349	1:58.710	5
6	47 Cavaco - Almeida	45.491	47 Cavaco - Almeida	40.082	30 Delso Heras - de Miguel Egea	33.732	6	47 Cavaco - Almeida	1:59.522	1:59.592	6
7	35 Teo Antonio Pérez Palomo	46.449	35 Teo Antonio Pérez Palomo	40.456	47 Cavaco - Almeida	33.949	7	35 Teo Antonio Pérez Palomo	2:00.464	2:00.464	7
8	20 Alonso Catalá - Fernandez Alfaro	46.943	20 Alonso Catalá - Fernandez Alfaro	41.223	20 Alonso Catalá - Fernandez Alfaro	34.485	8	20 Alonso Catalá - Fernandez Alfaro	2:02.651	2:02.782	8
9	98 César Freitas	48.289	98 César Freitas	43.747	98 César Freitas	35.529	9	98 César Freitas	2:07.565	2:07.565	9
10	50 Javier Basagoiti Miranda	52.375	18 Gómez Bancalero - Gómez	47.243	50 Javier Basagoiti Miranda	37.879	10	50 Javier Basagoiti Miranda	2:17.636	2:18.318	10
11	18 Gómez Bancalero - Gómez	52.990	50 Javier Basagoiti Miranda	47.382	18 Gómez Bancalero - Gómez	38.656	11	18 Gómez Bancalero - Gómez	2:18.889	2:19.758	11
12	503 Guillermo Velasco Baisse	55.724	503 Guillermo Velasco Baisse	50.572	503 Guillermo Velasco Baisse	40.465	12	503 Guillermo Velasco Baisse	2:26.761	2:26.942	12





Circuito de Madrid Jarama - RACE

Carrera de los 80s

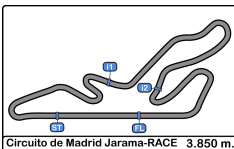
Race - 1

Secuencia Líder



Nº	Team	Driver - 1	Driver - 2	Vehicle	Cat	Start Lap	End Lap	Laps	Total Laps
27	Lucas Gonzalez-Anleo	<u>Lucas Gonzalez-Anleo</u>	Jorge Lopez Atienza	Porsche 968 CS	GT COPA	1	2	2	2
240	Eficar Team	<u>Victor Rodriguez-Rey Barral</u>	Javier Rodriguez-Rey Barral	Renault Clio 16v	T 2000	3	3	1	1
7	Paulo Lima	<u>Paulo Lima</u>	Bruno Lima	BMW E30 M3	T MAX	4	20	17	17





Circuito de Madrid Jarama - RACE

Carrera de los 80s

Race - 1

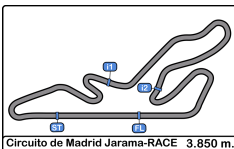
5 Mejores Tiempos



Circuito de Madrid Jarama-RACE 3.850 m.

Cl	Nº Team	Driver - 1	Driver - 2	Vehicle	Cat	Cl	Best 1		Best 2		Best 3		Best 4		Best 5	
							Time	Lap	Time	Lap	Time	Lap	Time	Lap	Time	Lap
1	7 Paulo Lima	<u>Paulo Lima</u>	Bruno Lima	BMW E30 M3	T MAX	1	1:51.768	5	1:52.049	8	1:52.390	6	1:52.908	9	1:53.227	10
2	240 Eficar Team	<u>Victor Rodriguez-Rey Barral</u>	Javier Rodriguez-Rey Barral	Renault Clio 16v	T 2000	1	1:53.774	2	1:54.215	5	1:54.935	3	1:55.662	8	1:55.725	4
3	27 Lucas Gonzalez-Anleo	<u>Lucas Gonzalez-Anleo</u>	Jorge Lopez Atienza	Porsche 968 CS	GT COPA	1	1:54.300	16	1:54.348	13	1:54.588	19	1:54.648	15	1:54.699	14
4	14 Ricardo Pereira	Ricardo Pereira		Ford Escort RS2000	GR1/N	1	1:56.455	4	1:56.532	3	1:56.626	2	1:56.764	17	1:56.916	19
5	30 AECD	<u>Luis Delso Heras</u>	Carlos de Miguel Egea	BMW 635 CSI 6.3	T MAX	2	1:58.710	4	1:59.033	2	1:59.634	3	1:59.661	8	1:59.674	7
6	47 Diogo Cavaco	<u>Diogo Cavaco</u>	Bernardo Almeida	BMW E36	GT COPA	2	1:59.592	6	1:59.677	8	2:00.268	2	2:00.597	5	2:01.141	4
7	35 Eficar Team	Teo Antonio Pérez Palomo		BMW 325i E36	GT COPA	3	2:00.464	2	2:00.878	4	2:01.120	6	2:01.192	15	2:01.338	5
8	20 Eficar Team	<u>Gonzalo Alonso Catalá</u>	Andrea Fernandez Alfaro	Honda Civic	T 2000	2	2:02.782	13	2:03.470	12	2:03.522	9	2:03.547	4	2:04.058	3
9	98 César Freitas	César Freitas		BMW 323	GR2	1	2:07.565	2	2:10.272	3	2:11.535	4	2:18.920	5	2:40.511	1
10	50 Javier Basagoiti	Javier Basagoiti Miranda		Volkswagen Golf MKI	GR2	2	2:18.318	10	2:18.463	7	2:18.729	6	2:19.993	5	2:20.771	2
11	18 Manuel Gómez Bancalero	Manuel Gómez Bancalero	Alberto Gómez Blández	Datsun 1200	GR1/N	2	2:19.758	4	2:19.908	5	2:20.102	7	2:21.201	3	2:22.517	6
12	503 Eficar Team	Guillermo Velasco Baisse		Datsun 1200	GR1/N	3	2:26.942	16	2:27.191	12	2:27.611	15	2:27.648	13	2:28.310	14





Circuito de Madrid Jarama - RACE

Carrera de los 80s

Race - 1

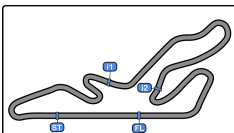
5 Mejores Velocidades



Circuito de Madrid Jarama-RACE 3.850 m.

Cl	Nº Team	Driver - 1	Driver - 2	Vehicle	Cat	Cl	Top 1		Top 2		Top 3		Top 4		Top 5		Avg
							Km/h	Lap	Km/h	Lap	Km/h	Lap	Km/h	Lap	Km/h	Lap	
1	27 Lucas Gonzalez-Anleo	<u>Lucas Gonzalez-Anleo</u>	Jorge Lopez Atienza	Porsche 968 CS	GT COPA	1	207.6	15	206.8	13	206.1	16	204.9	17	204.5	12	206.0
2	7 Paulo Lima	<u>Paulo Lima</u>	Bruno Lima	BMW E30 M3	T MAX	1	206.8	10	206.1	11	204.5	4	200.7	8	200.3	15	203.7
3	240 Eficar Team	<u>Victor Rodriguez-Rey Barral</u>	Javier Rodriguez-Rey Barral	Renault Clio 16v	T 2000	1	200.7	3	200.3	2	199.6	5	198.8	6	198.5	7	199.6
4	14 Ricardo Pereira	Ricardo Pereira		Ford Escort RS2000	GR1/N	1	193.5	3	193.5	9	192.5	7	191.4	12	191.1	17	192.4
5	47 Diogo Cavaco	<u>Diogo Cavaco</u>	Bernardo Almeida	BMW E36	GT COPA	2	193.5	9	192.1	7	189.8	8	189.8	10	188.1	2	190.6
6	30 AECD	<u>Luis Delso Heras</u>	Carlos de Miguel Egea	BMW 635 CSI 6.3	T MAX	2	192.5	7	189.4	5	189.4	9	184.3	6	180.0	8	187.1
7	35 Eficar Team	Teo Antonio Pérez Palomo		BMW 325i E36	GT COPA	3	187.5	3	185.8	5	185.2	2	184.3	4	182.4	12	185.0
8	20 Eficar Team	<u>Gonzalo Alonso Catalá</u>	Andrea Fernandez Alfaro	Honda Civic	T 2000	2	180.9	13	180.3	3	180.3	5	180.0	7	180.0	9	180.3
9	98 César Freitas	César Freitas		BMW 323	GR2	1	156.5	2	156.0	4	149.7	3	148.7	5	93.9	6	141.0
10	18 Manuel Gómez Bancalero	Manuel Gómez Bancalero	Alberto Gómez Blández	Datsun 1200	GR1/N	2	154.7	7	153.1	8	151.4	4	151.4	6	147.9	3	151.7
11	50 Javier Basagoiti	Javier Basagoiti Miranda		Volkswagen Golf MKI	GR2	2	147.3	5	146.7	10	146.5	7	145.3	2	145.3	3	146.2
12	503 Eficar Team	Guillermo Velasco Baisse		Datsun 1200	GR1/N	3	139.7	12	138.9	13	138.4	9	138.2	14	138.1	3	138.7





Circuito de Madrid Jarama - RACE

Carrera de los 80s

Race - 1

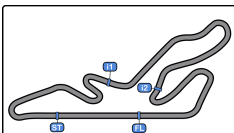
Secuencia Vueltas Rápidas



Circuito de Madrid Jarama-RACE 3.850 m.

Lap	Day Time	Session Time	Nº Team	Driver - 1	Driver - 2	Vehicle	Cat	Time	Km/h
2	15:58:09.728	4:06.728	27 Lucas Gonzalez-Anleo	<u>Lucas Gonzalez-Anleo</u>	Jorge Lopez Atienza	Porsche 968 CS	GT COP	2:00.096	115.4
2	15:58:11.744	4:08.744	240 Eficar Team	<u>Victor Rodriguez-Rey Barral</u>	Javier Rodriguez-Rey Barral	Renault Clio 16v	T 2000	1:53.774	121.8
2	15:58:12.843	4:09.843	7 Paulo Lima	<u>Paulo Lima</u>	Bruno Lima	BMW E30 M3	T MAX	1:53.344	122.2
5	16:03:54.147	9:51.147	7 Paulo Lima	<u>Paulo Lima</u>	Bruno Lima	BMW E30 M3	T MAX	1:51.768	124.0





Circuito de Madrid Jarama - RACE

Carrera de los 80s

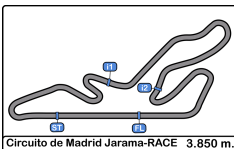
Race - 1

Mejor Máxima Velocidad del Evento



Nº	Team	Driver - 1	Driver - 2	Vehicle	Cat	Km/h	Session
7	Paulo Lima	Paulo Lima	Bruno Lima	BMW E30 M3	T MAX	212.1	Qualifying
27	Lucas Gonzalez-Anleo	Lucas Gonzalez-Anleo	Jorge Lopez Atienza	Porsche 968 CS	GT COPA	207.6	Race - 1
240	Eficar Team	Victor Rodriguez-Rey Barral	Javier Rodriguez-Rey Barral	Renault Clio 16v	T 2000	201.4	Qualifying
14	Ricardo Pereira	Ricardo Pereira		Ford Escort RS2000	GR1/N	195.2	Qualifying
47	Diogo Cavaco	Diogo Cavaco	Bernardo Almeida	BMW E36	GT COPA	194.5	Qualifying
30	AECD	Luis Delso Heras	Carlos de Miguel Egea	BMW 635 CSI 6.3	T MAX	192.5	Race - 1
16	Damien Kohler	Damien Kohler		Ford GT40	GT COPA	188.4	Test Colectivo
35	Eficar Team	Teo Antonio Pérez Palomo		BMW 325i E36	GT COPA	187.5	Race - 1
223	Arlindo Beça	Arlindo Beça		Toyota Carina	T 2000	184.6	Qualifying
20	Eficar Team	Gonzalo Alonso Catalá	Andrea Fernandez Alfaro	Honda Civic	T 2000	184.3	Qualifying
98	César Freitas	César Freitas		BMW 323	GR2	156.5	Race - 1
18	Manuel Gómez Bancalero	Manuel Gómez Bancalero	Alberto Gómez Blández	Datsun 1200	GR1/N	156.2	Test Colectivo
50	Javier Basagoiti	Javier Basagoiti Miranda		Volkswagen Golf MK1	GR2	148.3	Qualifying
503	Eficar Team	Guillermo Velasco Baisse		Datsun 1200	GR1/N	140.0	Qualifying





Circuito de Madrid Jarama - RACE

Carrera de los 80s

Race - 1

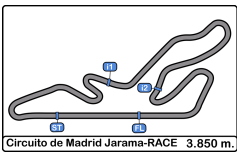
Cuentavueltas



LAP

Nr	Po	Grid	1	2	3	4	5	6	7	8	9	10	11	12	13	14	15	16	17	18	19	20
7	1	7	27	27	240	7	7	7	7	7	7	7	7	7	7	7	7	7	7	7	7	7
27	2	27	35	35	7	240	240	240	240	240	240	14	240	240	240	240	240	240	240	240	240	240
240	3	240	20	240	27	14	14	14	14	14	14	47	14	14	14	14	14	14	14	14	14	14
14	4	14	240	7	14	27	27	27	35	35	35	240	35	35	35	35	35	35	35	27	27	27
98	5	98	14	14	35	35	35	35	27	30	30	35	27	27	27	27	27	27	27	35	35	35
30	6	30	7	20	20	20	30	30	30	47	47	27	20	20	20	20	20	20	20			
35	7	35	18	30	30	30	47	47	47	27	27	18	18	18	18	503	503	503				
47	8	47	30	47	47	47	98	18	18	18	20	20	503	503	503	50	50	50				
20	9	20	47	98	98	98	20	98	20	20	18	503	50	50	50							
223	10	223	98	18	18	18	18	20	503	50	503	50										
50	11	50	503	50	503	503	503	503	50	503	50											
18	12	18	50	503	50	50	50	50														
503	13	503																				





Circuito de Madrid Jarama - RACE

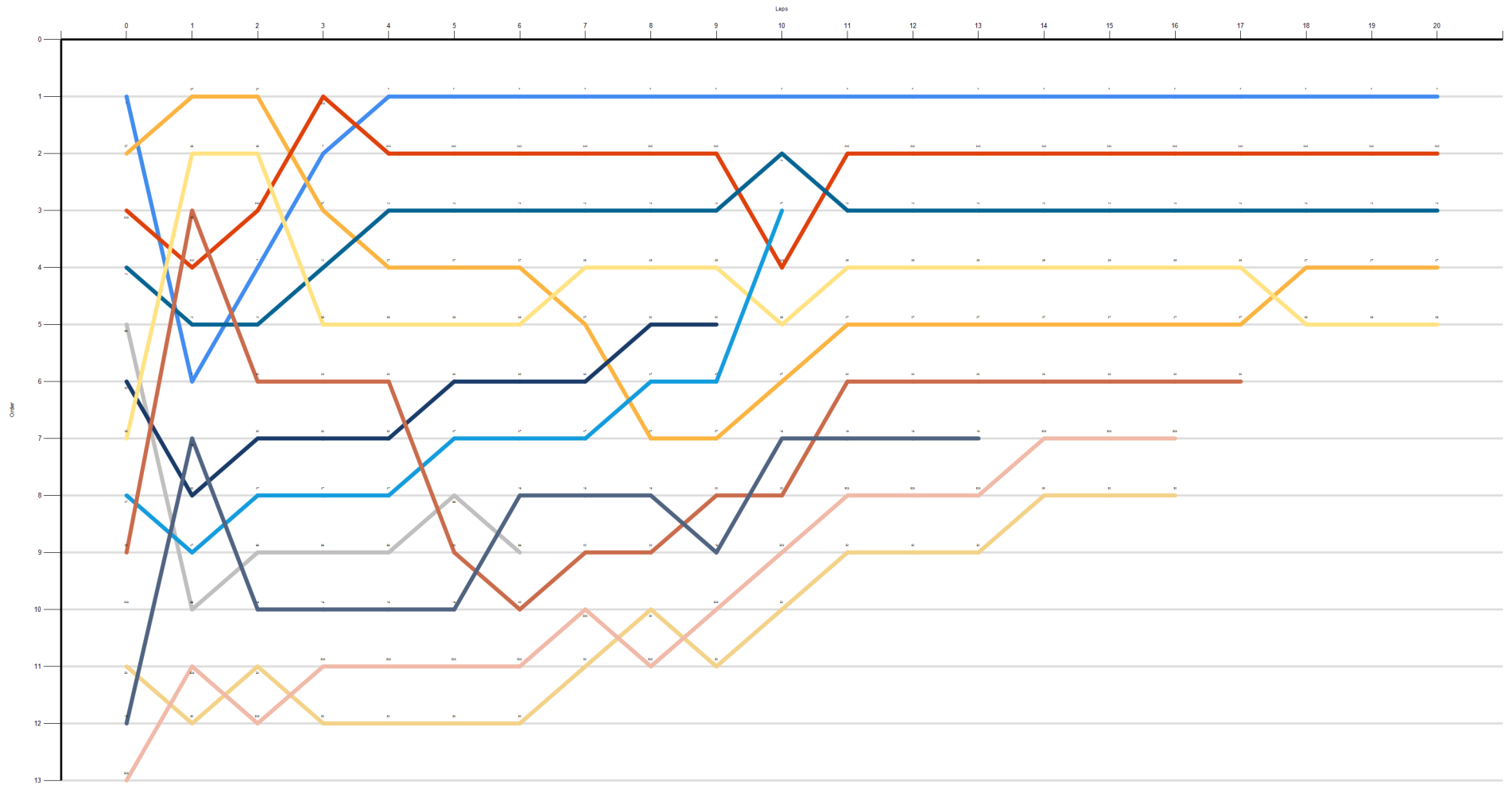
Carrera de los 80s

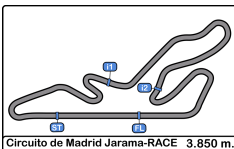
Race - 1

Cuentavueltas Gráfico



- 7
- 27
- 140
- 14
- 98
- 30
- 36
- 47
- 20
- 223
- 50
- 18
- 503





Circuito de Madrid Jarama - RACE

Carrera de los 80s

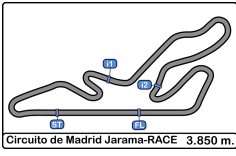
Race - 1

Tiempos Parada en Pit



Ord	Nr.	In Day Time	Team	Driver - 1	Driver - 2	Vehicle	Cat	In Time	Stop N°	Pit Time	Handicap	Diff.
1	20	16:11:23.869	Eficar Team	Gonzalo Alonso Catalá	Andrea Fernandez Alfaro	Honda Civic	T 200	17:20.899	1	1:32.026	1:24	
2	240	16:11:42.115	Eficar Team	Victor Rodriguez-Rey Barral	Javier Rodriguez-Rey Barral	Renault Clio 16v	T 200	17:39.145	1	1:31.736	1:24	
3	503	16:12:02.169	Eficar Team	Guillermo Velasco Baisse		Datsun 1200	GR1/	17:59.199	1	1:40.139	1:29	
4	35	16:12:24.276	Eficar Team	Teo Antonio Pérez Palomo		BMW 325i E36	GT C	18:21.306	1	1:37.231	1:29	
5	18	16:13:04.117	Manuel Gómez Bancalero	Manuel Gómez Bancalero	Alberto Gómez Blández	Datsun 1200	GR1/	19:01.147	1	1:40.471	1:24	
6	27	16:13:44.663	Lucas Gonzalez-Anleo	Lucas Gonzalez-Anleo	Jorge Lopez Atienza	Porsche 968 CS	GT C	19:41.693	2	1:21.886	1:24	-2.114
7	14	16:13:56.964	Ricardo Pereira	Ricardo Pereira		Ford Escort RS2000	GR1/	19:53.994	1	1:37.404	1:29	
8	47	16:14:57.483	Diogo Cavaco	Diogo Cavaco	Bernardo Almeida	BMW E36	GT C	20:54.513	1	2:41.584	1:24	
9	7	16:15:14.265	Paulo Lima	Paulo Lima	Bruno Lima	BMW E30 M3	T MA	21:11.295	1	1:28.571	1:24	
10	50	16:15:43.079	Javier Basagoiti	Javier Basagoiti Miranda		Volkswagen Golf MKI	GR2	21:40.109	2	1:39.057	1:29	





Circuito de Madrid Jarama - RACE

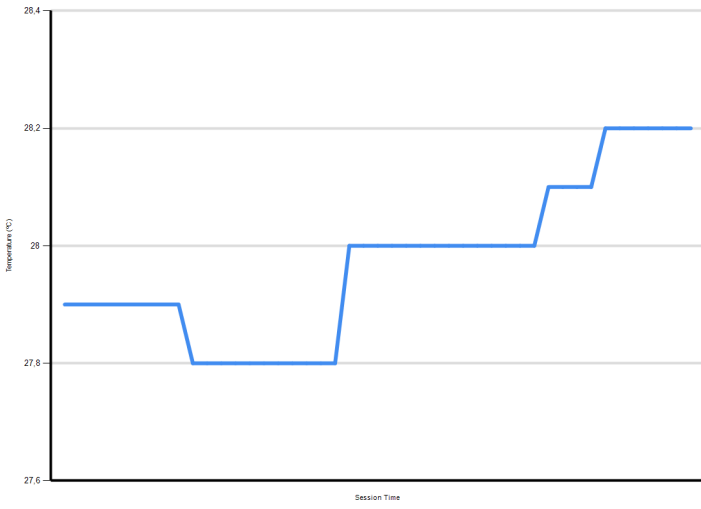
Carrera de los 80s

Race - 1

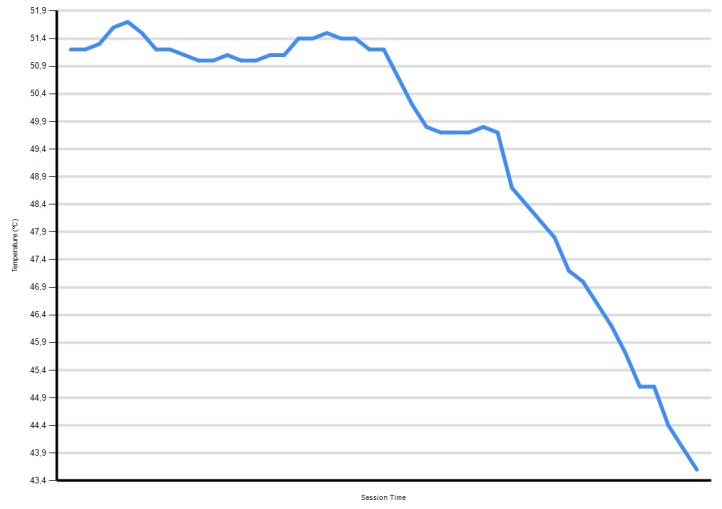
Informe Meteorológico



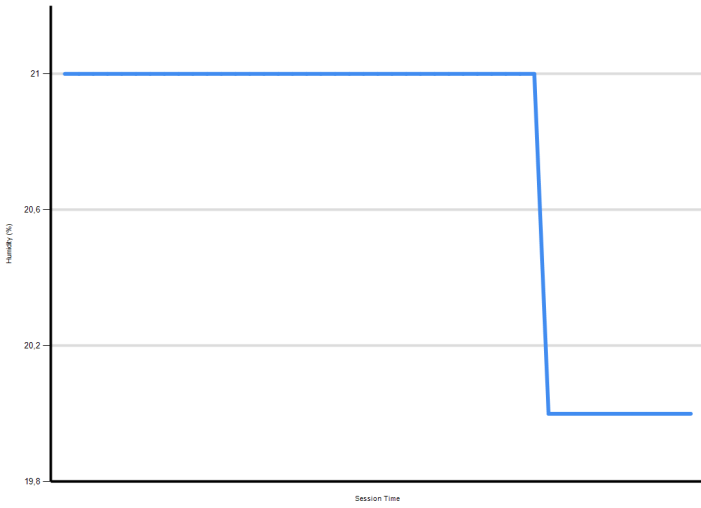
Air Temperature



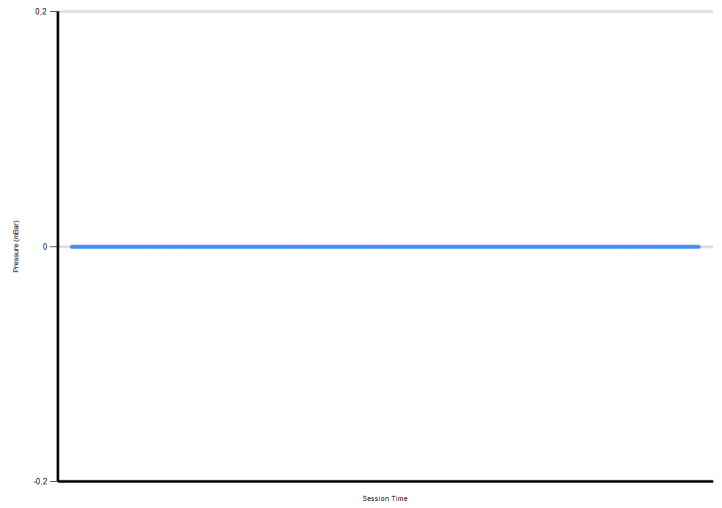
Track Temperature



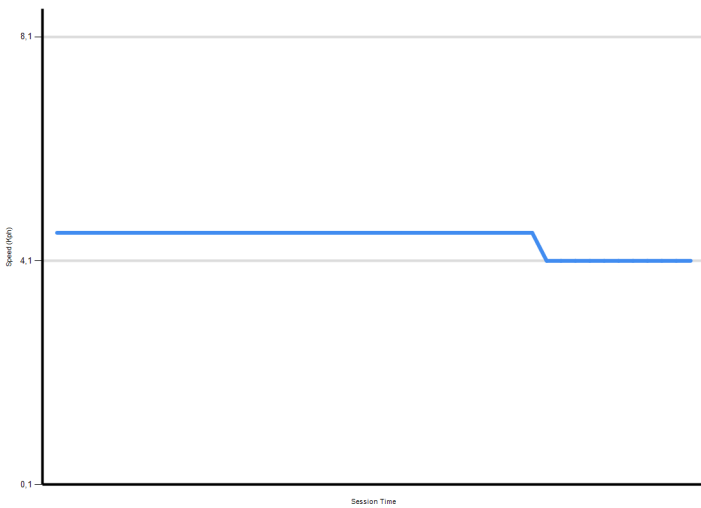
Humidity



Pressure



Wind Speed



Wind direction

